

5.5 SERIES - 1/4 HP

APPLICATIONS

Basement sumps

FEATURES

- Shaded pole motor with thermal overload protection
- Oil-filled motor housing
- Integral snap-action float switch
- 1-1/4" FNPT (31.7 mm) discharge
- Screened inlet handles up to 3/8" (9.5 mm) solids
- 3/4" GHT (19 mm) garden hose adapter included
- 120 °F (49 °C) liquid temperature rating
- cCSAus listed



SERIES SPECIFICATIONS

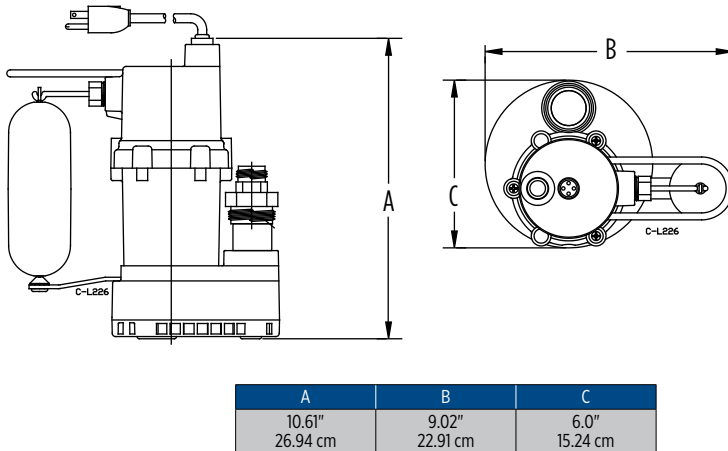
Volts	Hz	Amps		Watts	Performance (GPM @ Height in Feet)			Shut-Off (ft)	PSI
		FLA	Start		5'	10'	15'		
115	60	8.5	10.4	660	35	30	20	25	10.8

Item No.	Model	HP	Volts	Switch Type/ Operation	On Level	Off Level	Cord	Weight
505700	5.5-ASP	1/4	115	Integral Snap-Action Float	7" - 10" 17.8 cm - 25.4 cm	2" - 5" 5 cm - 12.7 cm	10' 3 m	10.25 lbs 4.65 kg
505701	5.5-ASP	1/4	115	Integral Snap-Action Float	7" - 10" 17.8 cm - 25.4 cm	2" - 5" 5 cm - 12.7 cm	25' 7.6 m	11 lbs 5 kg


SUMP PUMPS

5.5 SERIES - 1/4 HP

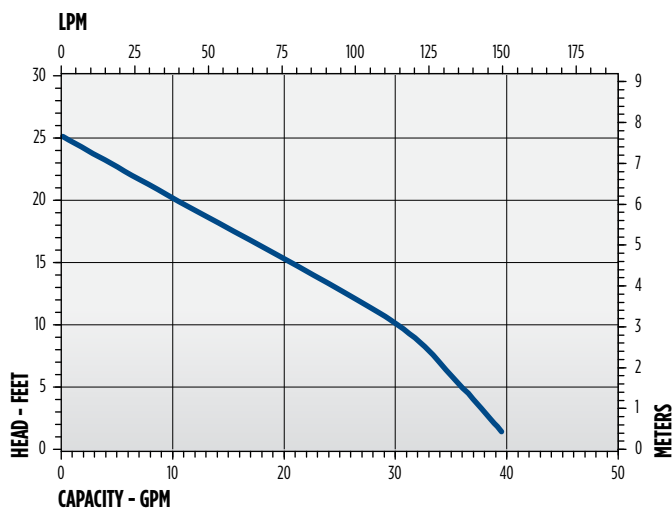
ENGINEERING DATA



TYPICAL INSTALLATION



PERFORMANCE DATA



CONSTRUCTION

Motor Housing	Die-cast zinc alloy
Impeller Material	Nylon
Impeller Type	Non-clog
Volute	Polypropylene
Motor Shaft	440C SS
Shaft Seal	Nitrile
Fasteners	Stainless steel
Bearings	Sleeve
Power Cord	SJTW-A