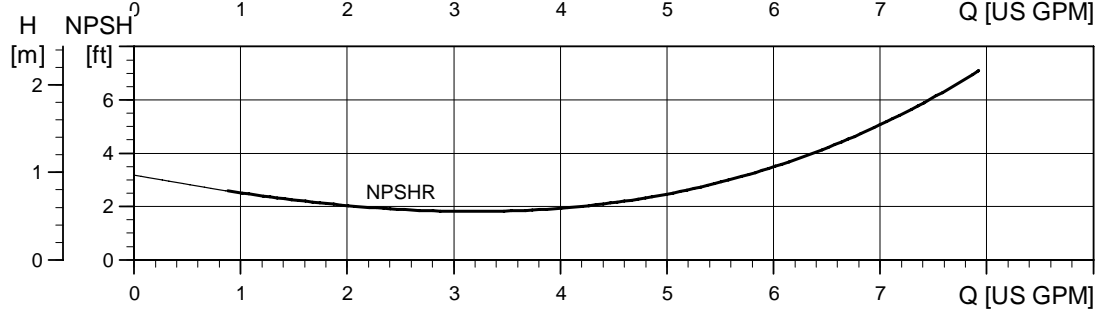
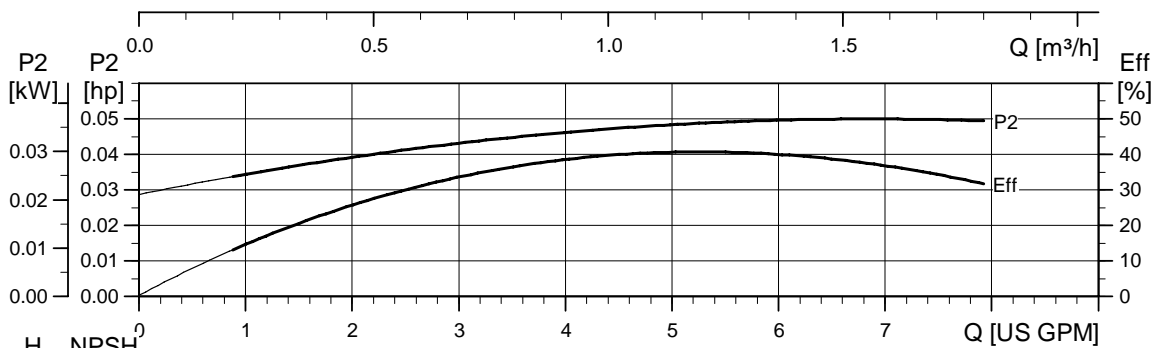
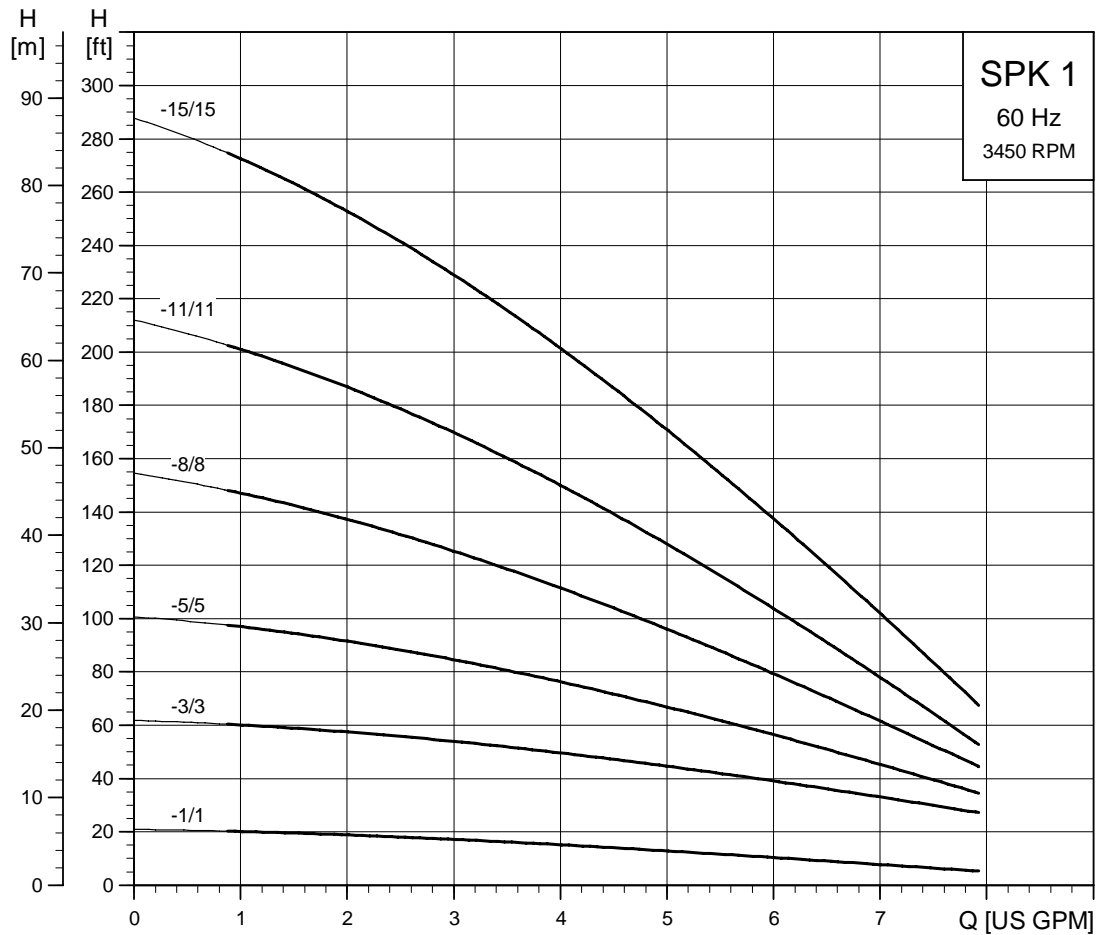


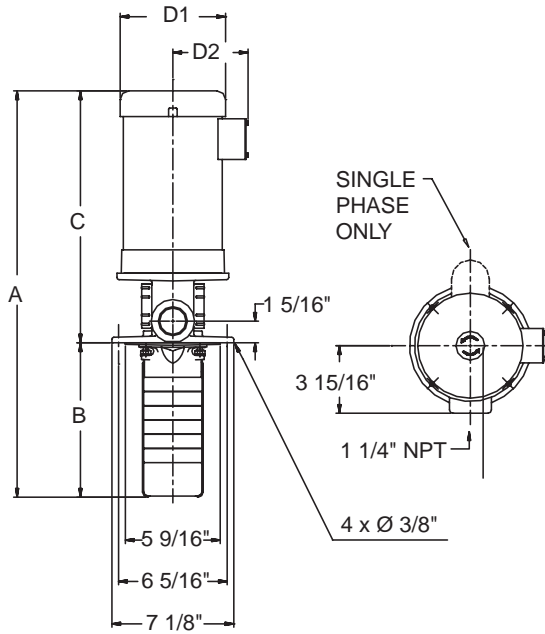
# Performance curves/ Technical data

SPK 1

## SPK 1



## Dimensional sketches



## Dimensions and weights<sup>1</sup>

Pump Type	hp	PH	A	B	C	D1	D2	Ship Wt. [lbs.]*
SPK 1-1/1	1/3	1	19	5 5/8	13 3/8	6 1/4	5	34.9
		3	19	5 5/8	13 3/8	6 1/4	5	32.9
SPK 1-3/3	1/3	1	20 5/8	7 1/4	13 3/8	6 1/4	5	35.9
		3	20 5/8	7 1/4	13 3/8	6 1/4	5	33.9
SPK 1-5/5	1/3	1	22 1/4	8 7/8	13 3/8	6 1/4	5	36.9
		3	22 1/4	8 7/8	13 3/8	6 1/4	5	34.9
SPK 1-8/8	1/3	1	24 3/4	11 3/8	13 3/8	6 1/4	5	38.9
		3	24 3/4	11 3/8	13 3/8	6 1/4	5	36.9
SPK 1-11/11	1/2	1	27 1/4	13 7/8	13 3/8	6 1/4	5	49.9
		3	27 1/4	13 7/8	13 3/8	6 1/4	5	41.4
SPK 1-15/15	3/4	1	31 1/8	17 1/8	14	6 1/4	5	53.9
		3	30 1/2	17 1/8	13 3/8	6 1/4	5	48.9
SPK 1-19/15	3/4	1	34 1/2	20 1/2	14	6 1/4	5	58.9
		3	33 7/8	20 1/2	13 3/8	6 1/4	5	49.9
SPK 1-23/15	3/4	1	37 3/4	23 3/4	14	6 1/4	5	58.9
		3	37 1/8	23 3/4	13 3/8	6 1/4	5	49.9

\* The stated weights apply to SPK only. For SPKI, add 2 lbs.

## SPK with extension pipe

Pump	hp	PH	A	B	C	D1	D2	Ship
SPK 1-23/15	3/4	1	53 5/8	39 5/8	14	6 1/4	5	69.0
		3	53	39 5/8	13 3/8	6 1/4	5	60.0

\* The stated weights apply to SPK only. For SPKI, add 2 lbs.

## Electrical data<sup>1</sup>

HP	PH	NEMA Frame	Service Factor	Voltage	Motor Eff. [%]	Insul. Class	KVA Code	Full Load Current [A]	Service Factor Current [A]	Start Current [A]	Motor Type
1/3	1	56C	1.35	115/230	55	B	K	6.0/3.0	7.6/3.8	28/14	Baldor
	3	56C	1.35	208-230/460	78.5/80	F	L	1.12-1.1/0.55	1.5-1.45/0.75	7.1-10.2/3.9	ML
1/2	1	56C	1.6	115/208-230	62	B	K	7.4/4.1-3.7	9.8/5.2-4.9	39/21.6-19.5	Baldor
	3	56C	1.25	208-230/460	78/79.5	F	K	1.64-1.55/ 0.78	2.0-1.9/0.95	9.7-10.1/5.1	ML
3/4	1	56C	1.25	115/208-230	66	B	K	9.6/5.3-4.8	11.4/6.0-5.7	56/31-28	Baldor
	3	56C	1.25	208-230/460	79/80	F	K	2.4-2.3/1.2	2.9-2.75/1.4	14.2-15/7.8	ML

<sup>1</sup>All specifications are for TEFC motors. ODP motors are available on request. For pumps supplied from Grundfos Canada see Notes on page 4.

## Flange to strainer length options

Flange to strainer length options (dimension B)											
Pump Type	No. of Impellers	hp	Inches								
			5 5/8	7 1/4	8 7/8	11 3/8	13 7/8	17 1/8	20 1/2	23 3/4	39 5/8
Stages / Impellers											
SPK 1	1	1/3	-1/1	-3/1	-5/1	-8/1	-11/1	-15/1	-19/1	-23/1	
SPK 1	3	1/3		-3/3	-5/3	-8/3	-11/3	-15/3	-19/3	-23/3	
SPK 1	5	1/3			-5/5	-8/5	-11/5	-15/5	-19/5	-23/5	All SPK models with extension pipe
SPK 1	8	1/3				-8/8	-11/8	-15/8	-19/8	-23/8	
SPK 1	11	1/2					-11/11	-15/11	-19/11	-23/11	
SPK 1	15	3/4						-15/15	-19/15	-23/15	