

## 9SN SERIES - 4/10 HP

### APPLICATIONS

Sewage and effluent wastewater transfer, dewatering

### FEATURES

- Permanent Split Capacitor (PSC)
- Energy-saving low amp draw
- Designed for continuous duty
- 2" FNPT (51 mm) and 3" FNPT (76.2 mm) discharge models
- Handles solids up to 2" (51 mm) diameter
- Multiple switch options for automatic operation
- 140 °F (60 °C) liquid temperature rating
- cCSAus listed



### SERIES SPECIFICATIONS

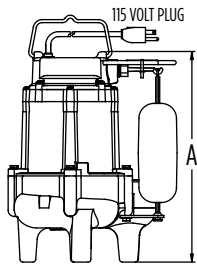
Volts	Hz	Amps		Watts	Performance (GPM @ Height in Feet)			Shut-Off (ft)	PSI
		FLA	Start		5'	10'	15'		
115	60	8.5	17	850	110	70	30	20	8.7
208/230	50/60	4	7.5	800	110	70	30	20	8.7

Item No.	Model	HP	Volts	Discharge	Switch Type/ Operation	On Level	Off Level	Cord	Weight
509228	9SN-CIA-SFS	4/10	115	2"	Integral Snap-Action Float	9" - 12" 22.26 cm - 30.48 cm	3" - 6" 7.62 cm - 15.24 cm	20' 6.1 m	38.5 lbs 17.5 kg
509204	9SN-CIA-RF	4/10	115	2"	Piggyback Mechanical Float	13.5" - 15.5" 34.29 cm - 39.37 cm	7" - 9" 17.78 cm - 22.86 cm	20' 6.1 m	38.4 lbs 17.4 kg
509215	9SN-CIA-RF	4/10	115	3"	Piggyback Mechanical Float	13.5" - 15.5" 34.29 cm - 39.37 cm	7" - 9" 17.78 cm - 22.86 cm	20' 6.1 m	38.4 lbs 17.4 kg
509226	9SN-CIM	4/10	115	3"	Manual	-	-	20' 6.1 m	36 lbs 16.3 kg
509203	9SN-CIM	4/10	115	2"	Manual	-	-	20' 6.1 m	36 lbs 16.3 kg
509217	9SN-CIM	4/10	208-230	2"	Manual	-	-	20' 6.1 m	36 lbs 16.3 kg
509227	9SN-CIM	4/10	208-230	3"	Manual	-	-	20' 6.1 m	36 lbs 16.3 kg

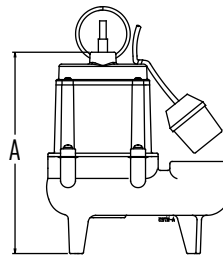
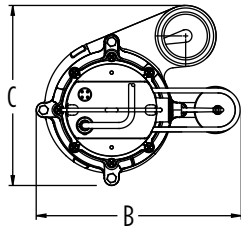
# SEWAGE PUMPS

## 9SN SERIES - 4/10 HP

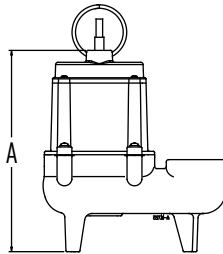
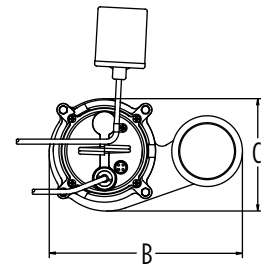
### ENGINEERING DATA



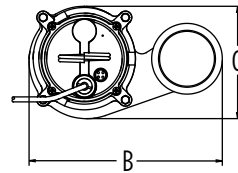
9SN-CIA-SFS



9SN-CIA-RF

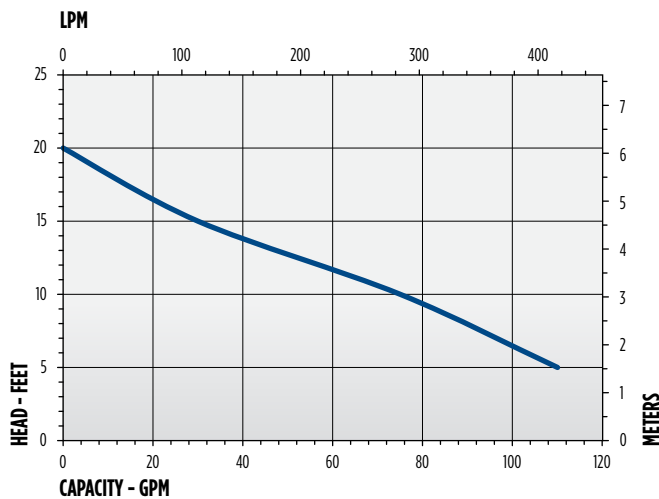


9SN-CIM



Model	A	B	C
9SN-CIA-SFS	13.12" 33.33 cm	10.54" 26.77 cm	9.25" 23.5 cm
9SN-CIA-RF	11.4" 28.96 cm	11.64" 29.5 cm	6.8" 17.27 cm
9SN-CIM	11.4" 28.96 cm	11.64" 29.5 cm	6.8" 17.27 cm

### PERFORMANCE DATA



### CONSTRUCTION

<b>Cover</b>	Epoxy-coated cast iron/ *Thermoplastic
<b>Motor Housing</b>	Epoxy-coated cast iron
<b>Impeller Material</b>	Nylon
<b>Impeller Type</b>	Vortex
<b>Volute</b>	Epoxy-coated cast iron
<b>Mechanical Shaft Seal</b>	Nitrile with carbon and ceramic faces
<b>Fasteners</b>	Stainless steel
<b>Shaft</b>	Steel
<b>Bearings</b>	Upper sintered sleeve and lower ball bearings
<b>Power Cord</b>	SJTW **SJTOW

\* On SFS models

\*\* On 30' 9SN-CIA-RF and 9SN-CIM models