

## Bombas GS en hierro con motor eléctrico o acople universal

### Características:

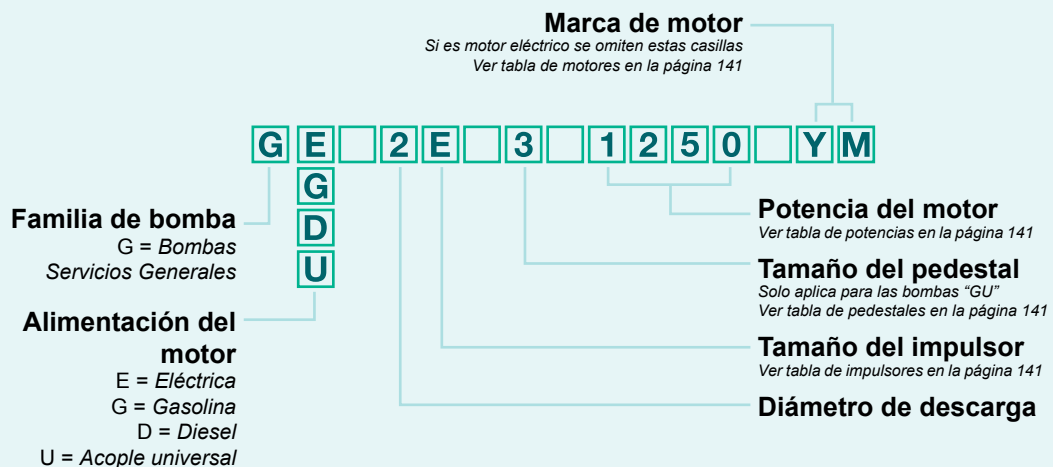
- Bombas centrífugas de construcción monobloque y acople universal
- Voluta en hierro fundido
- Impulsores cerrados en hierro fundido
- Succión desde 2" hasta de 10"
- Descarga desde 1 1/2" hasta de 8"
- Motores eléctricos trifásicos con potencias desde 1.5 hp hasta 200.0 hp
- Carga dinámica: Hasta de 140 mca\*
- Gasto: Hasta de 4,200 gpm\*\*



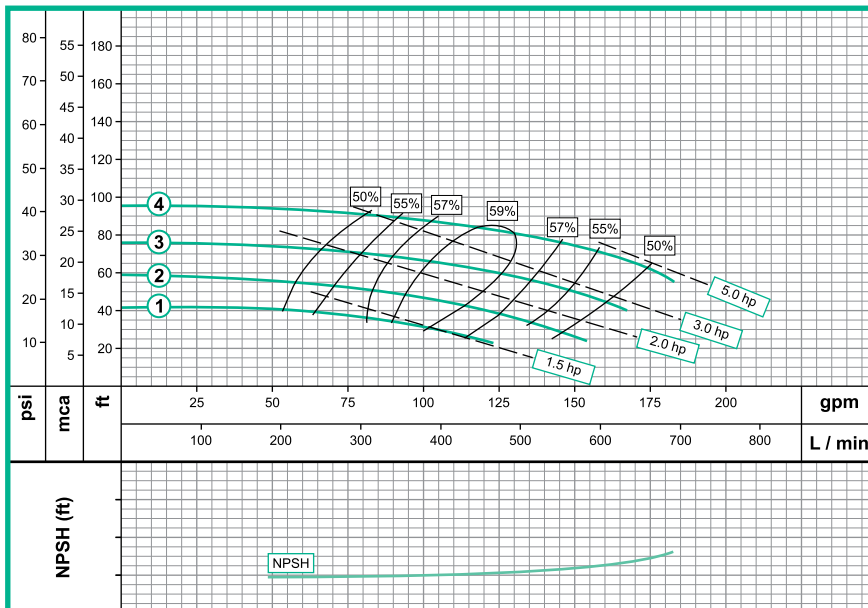
\* mca = Metros columna de agua

\*\* gpm = Galones por minuto

### Nomenclatura:

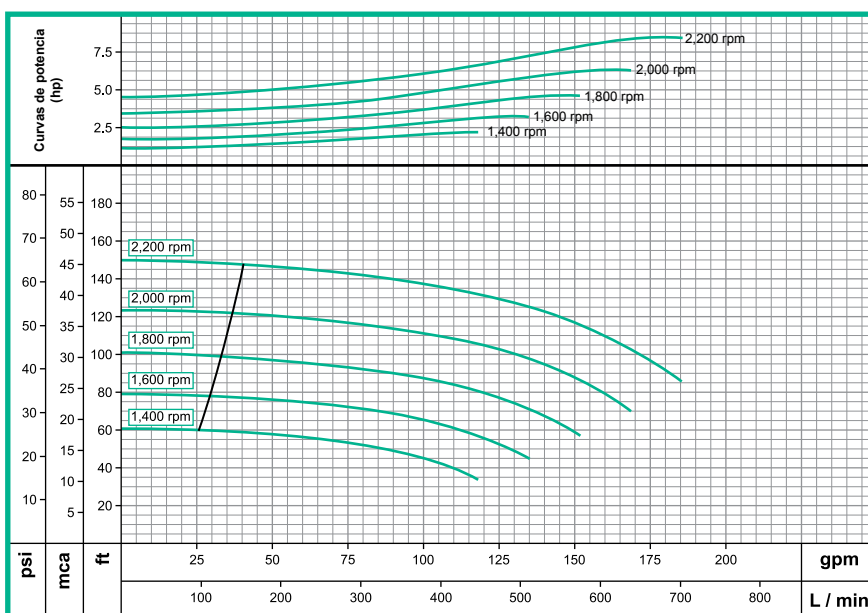


### GE 1.5C-4



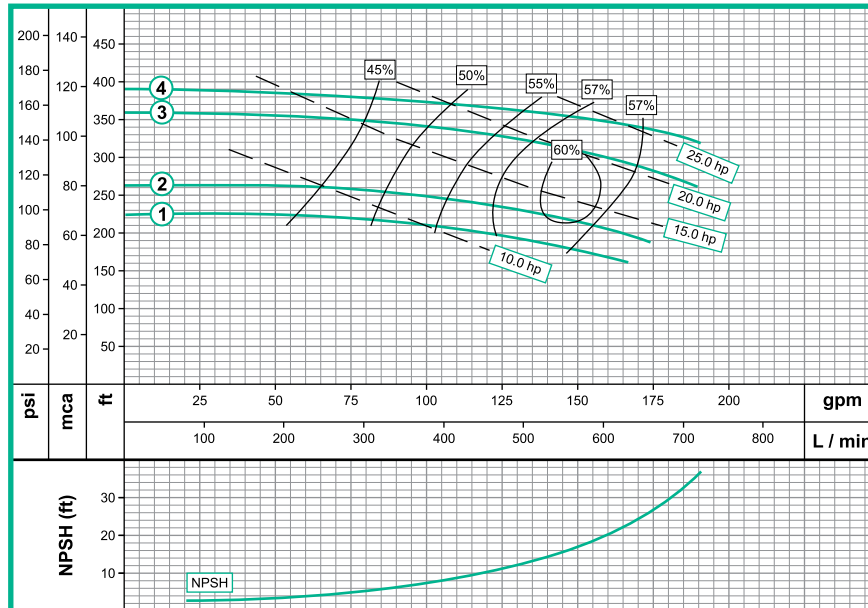
No.	Modelo	Ref.	Ø Succión	Ø Descarga	Ø Impulsor	Potencia (hp)	Velocidad (rpm)	Voltaje (V)	H max (mca)*	Q max (gpm)**
1	GE 1.5C 15-4	180237	2"	1 1/2"	6.500"	1.5	1,800	220/440	12	123
2	GE 1.5C 20-4	180238	2"	1 1/2"	7.500"	2.0	1,800	220/440	17	153
3	GE 1.5C 30-4	180239	2"	1 1/2"	8.500"	3.0	1,800	220/440	22	167
4	GE 1.5C 50-4	180240	2"	1 1/2"	9.600"	5.0	1,800	220/440	28	182

### 1.5C 1 (Varias RPM)



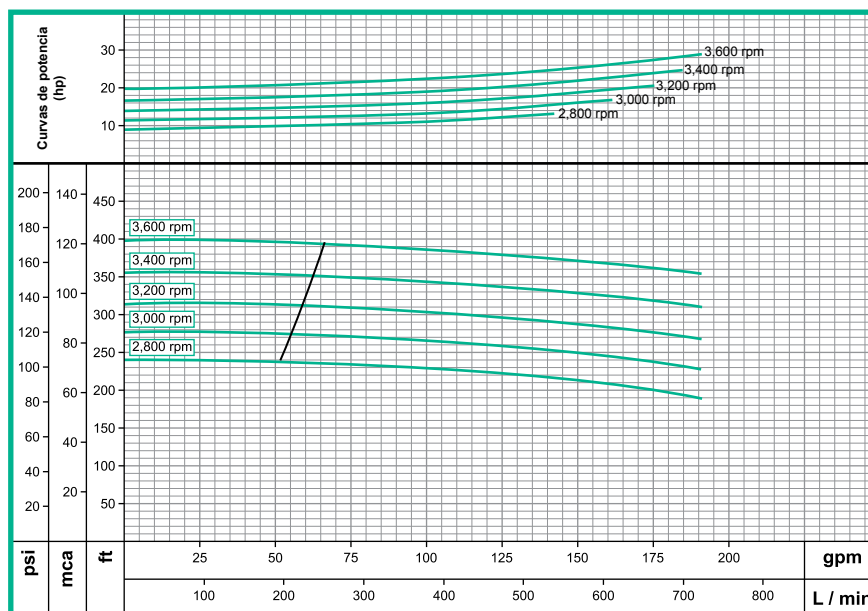
Modelo	Ref.	Ø Succión	Ø Descarga	Ø Impulsor	Tamaño del pedestal	Velocidad (rpm)	H max (mca)*	Q max (gpm)**
GU 1.5C 1	180100	2"	1 1/2"	9.600"	1	1,800	30	152

### GE 1.5C



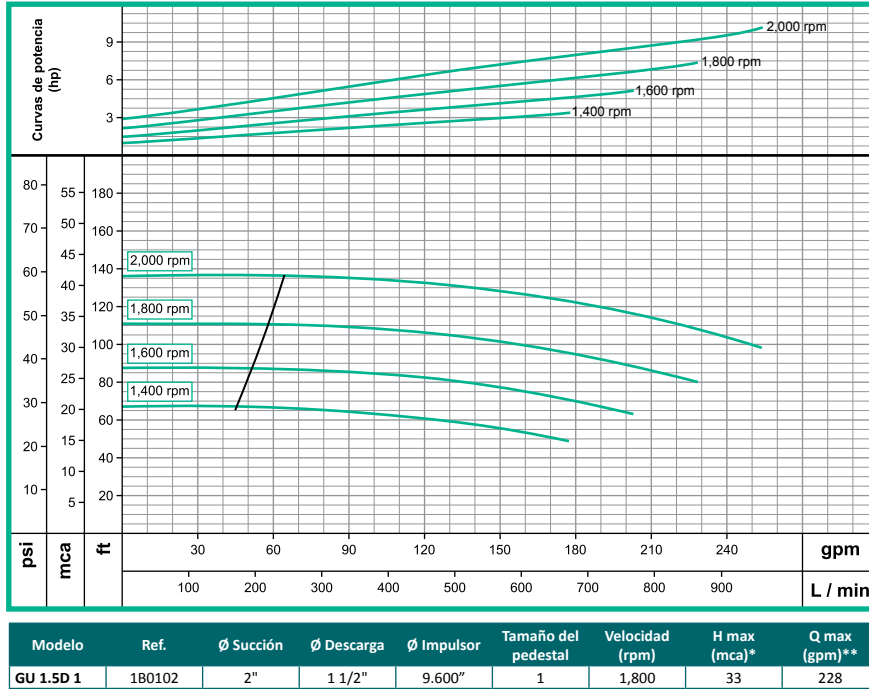
No.	Modelo	Ref.	Ø Succión	Ø Descarga	Ø Impulsor	Potencia (hp)	Velocidad (rpm)	Voltaje (V)	H max (mca)*	Q max (gpm)**
1	GE 1.5C 100	1B0001	2"	1 1/2"	7.500"	10.0	3,600	220/440	68	167
2	GE 1.5C 150	1B0002	2"	1 1/2"	8.000"	15.0	3,600	220/440	80	174
3	GE 1.5C 200	1B0003	2"	1 1/2"	9.000"	20.0	3,600	220/440	109	189
4	GE 1.5C 250	1B0004	2"	1 1/2"	9.600"	25.0	3,600	220/440	119	191

### 1.5C 2 (Varias RPM)

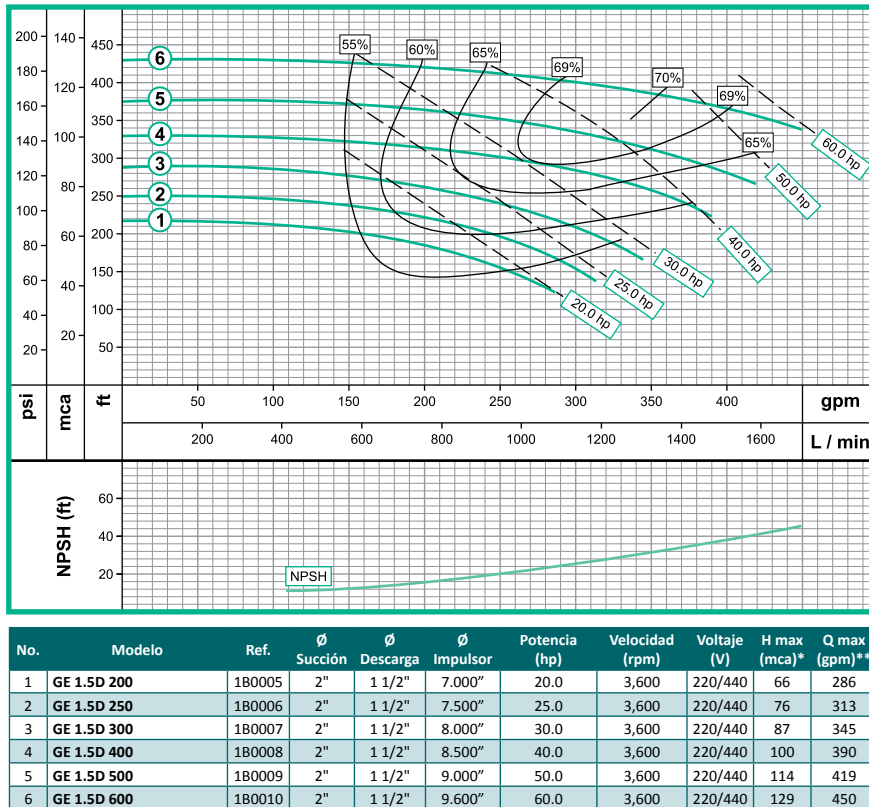


Modelo	Ref.	Ø Succión	Ø Descarga	Ø Impulsor	Tamaño del pedestal	Velocidad (rpm)	H max (mca)*	Q max (gpm)**
GU 1.5C 2	1B0101	2"	1 1/2"	9.600"	2	3,600	121	191

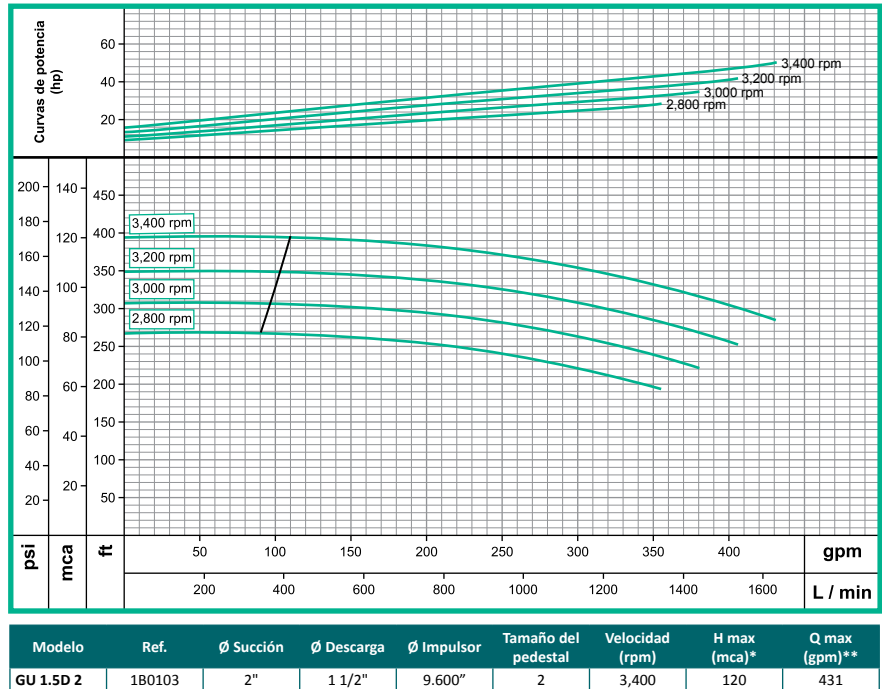
### 1.5D 1 (Varias RPM)



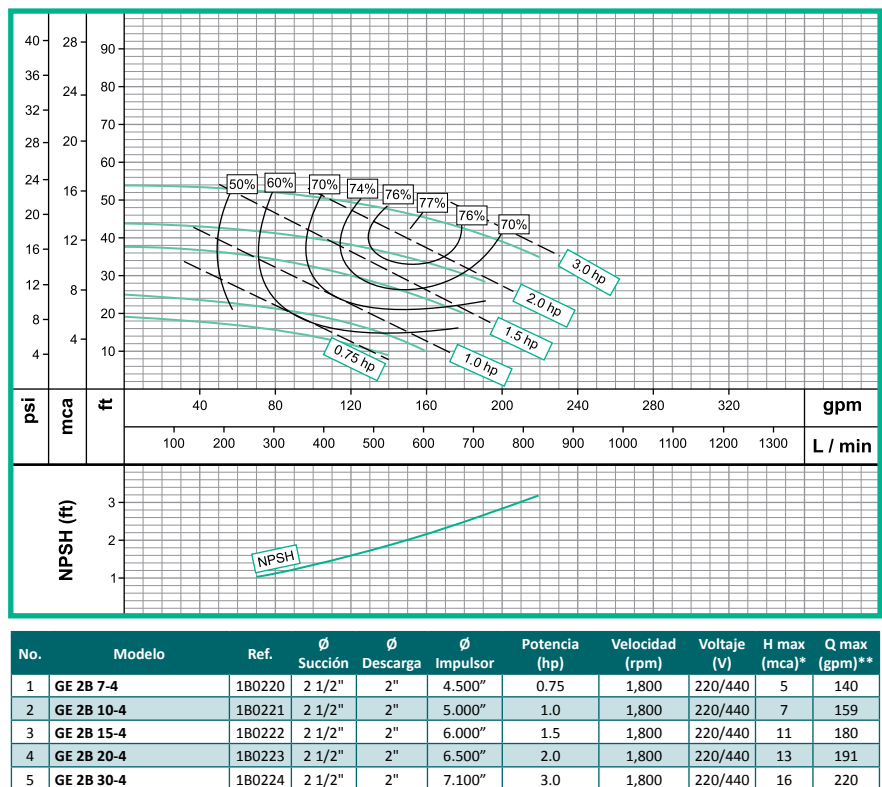
### GE 1.5D



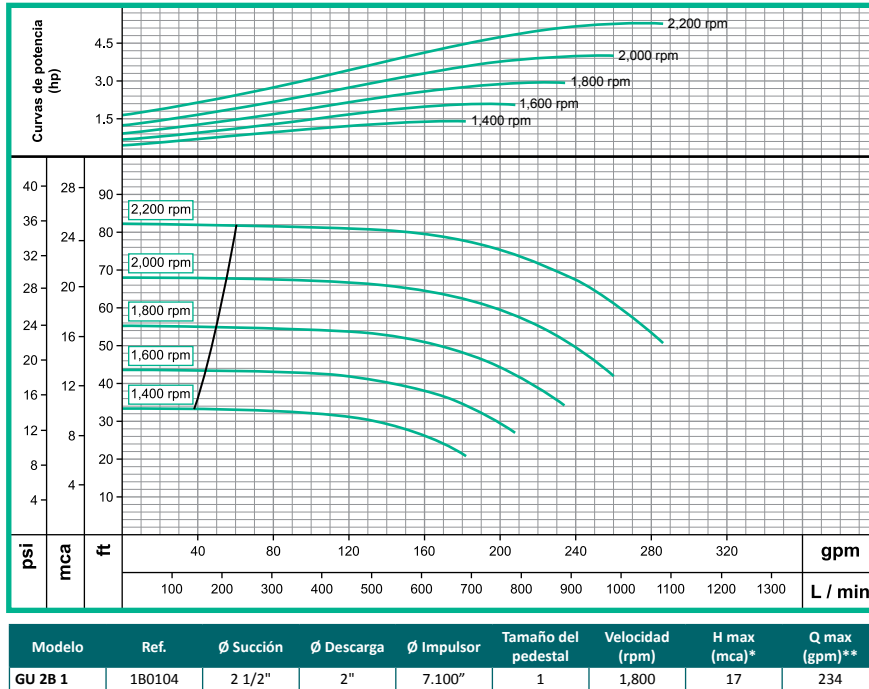
### 1.5D 2 (Varias RPM)



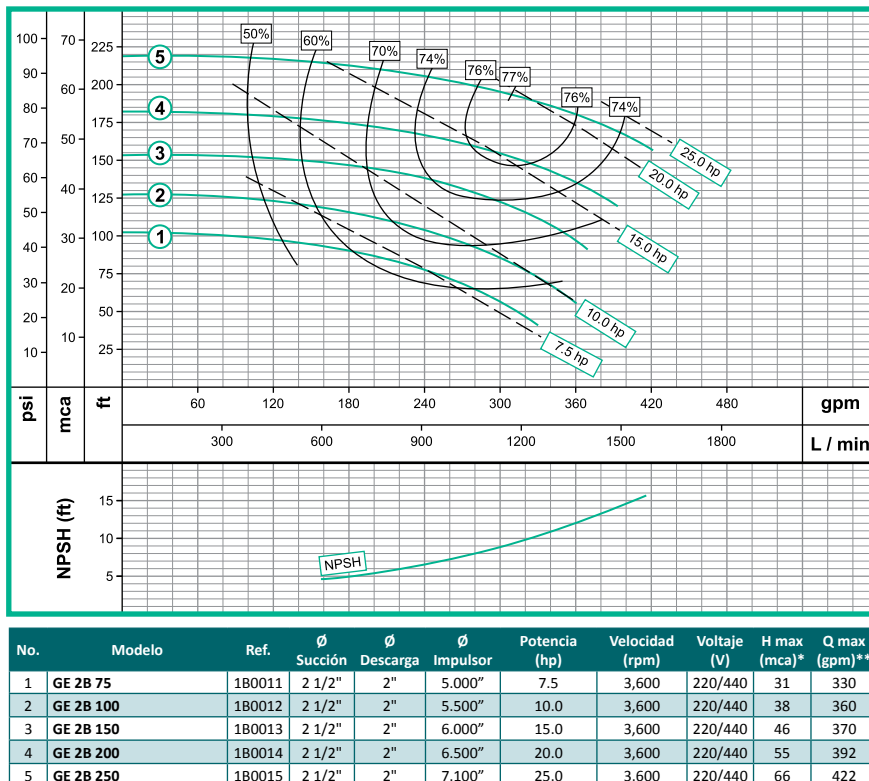
### GE 2B-4



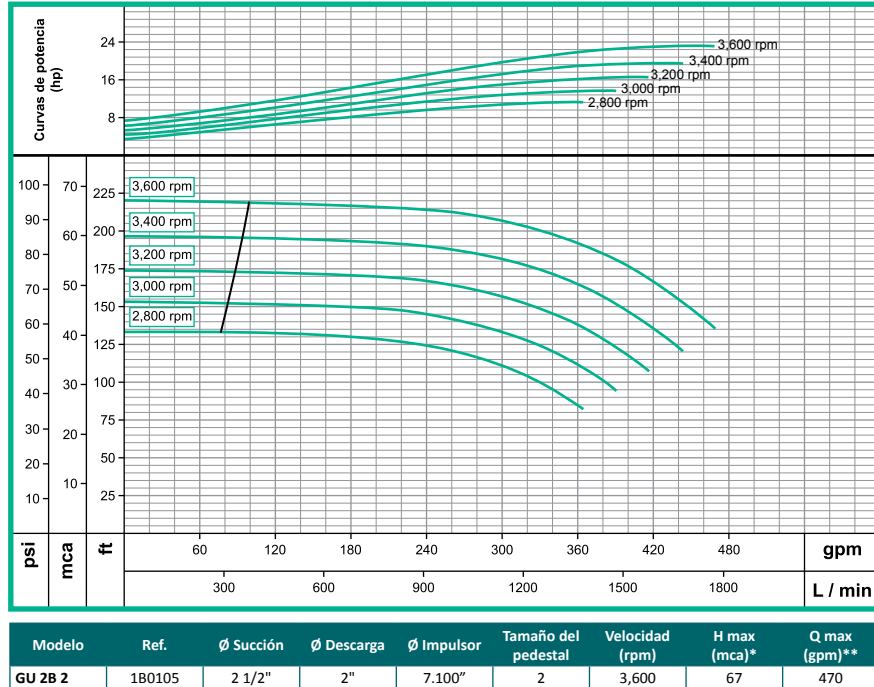
### 2B 1 (Varias RPM)



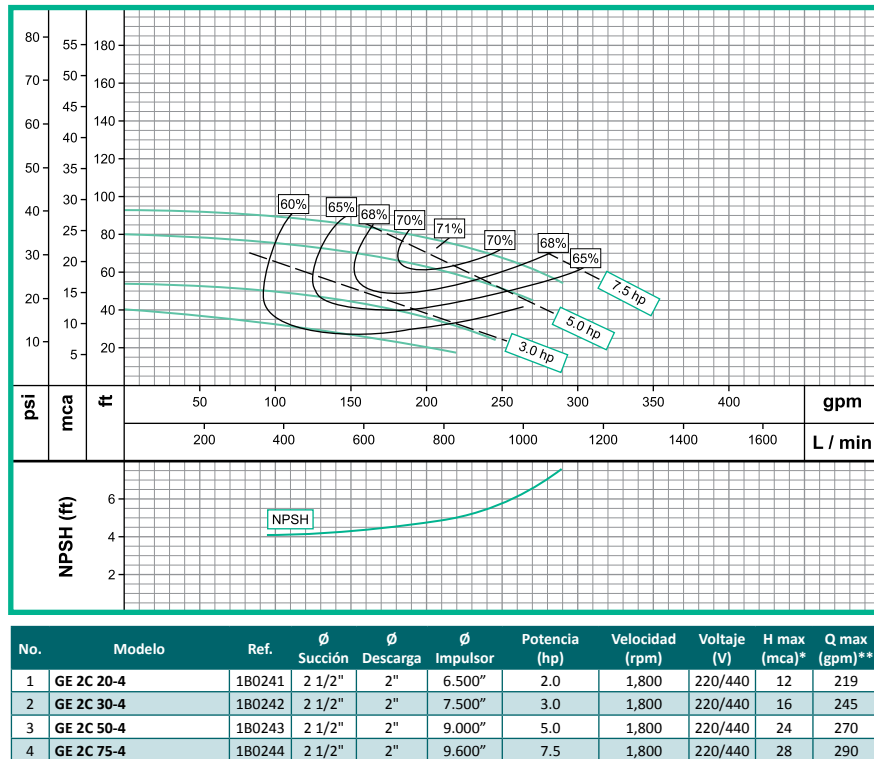
### GE 2B



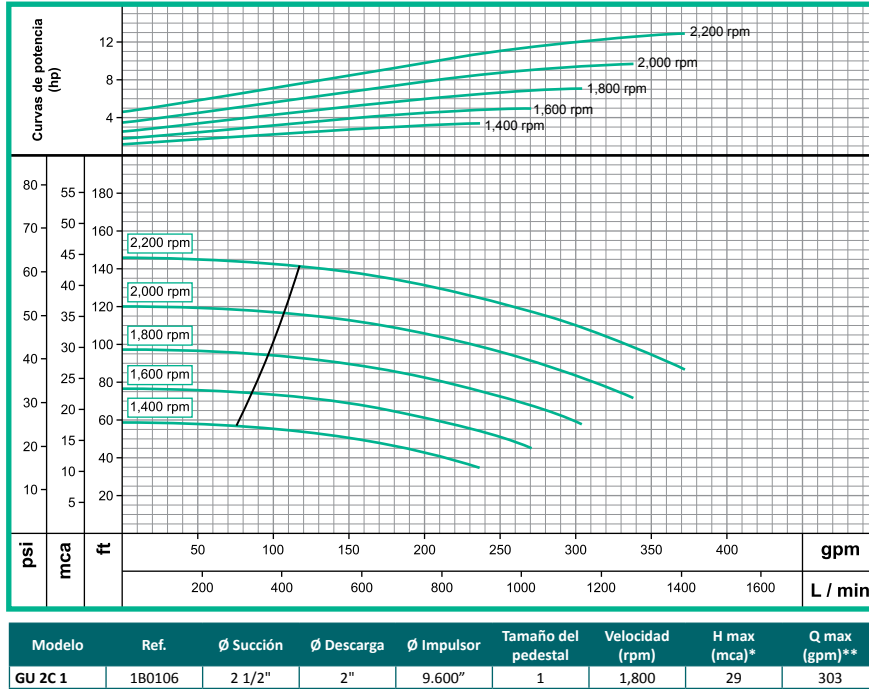
### 2B 2 (Varias RPM)



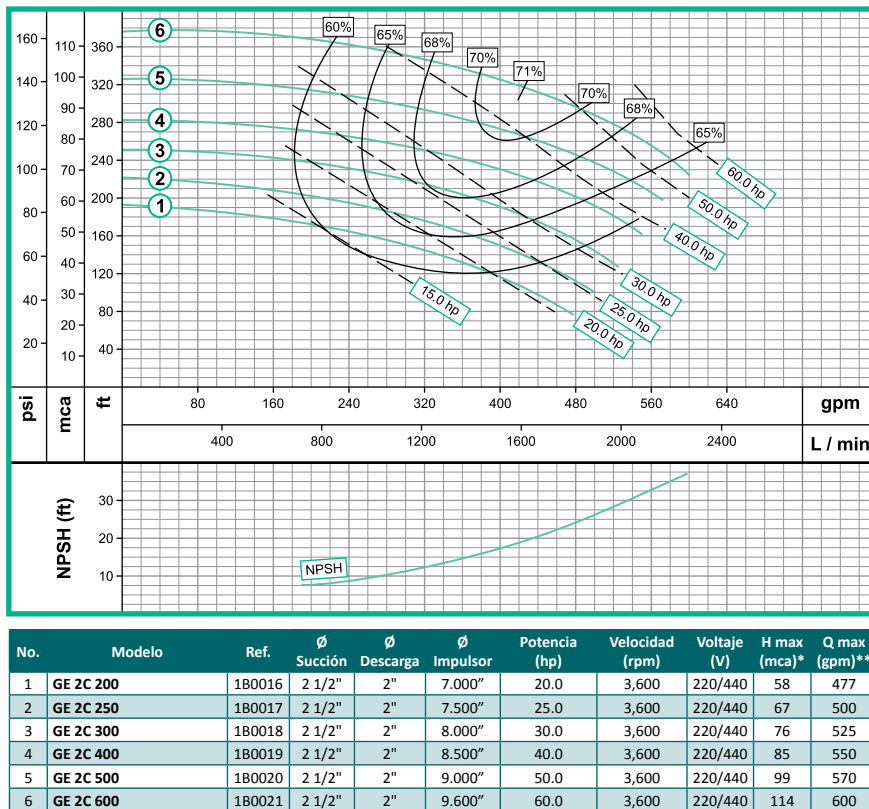
### GE 2C-4



### 2C 1 (Varias RPM)

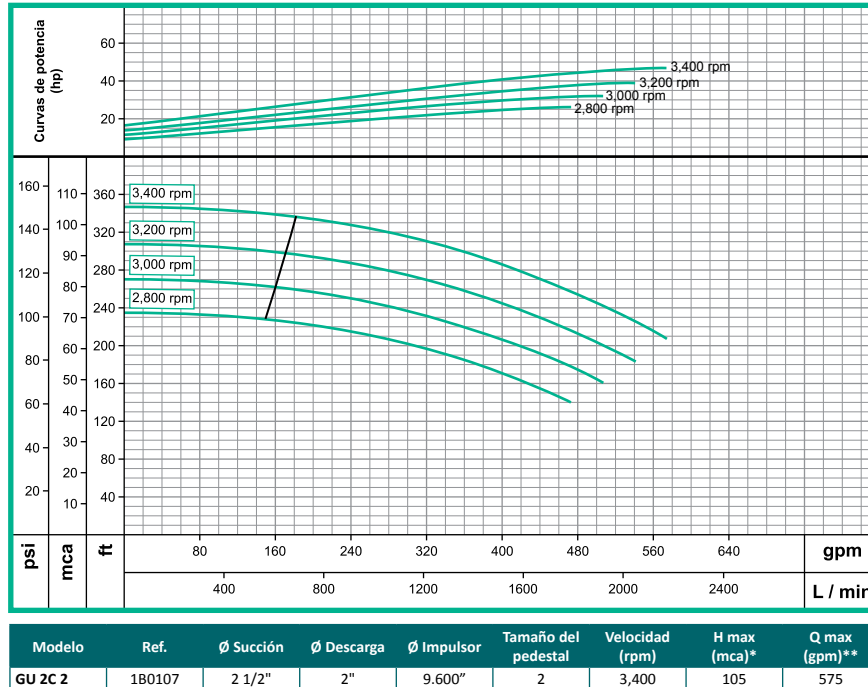


### GE 2C

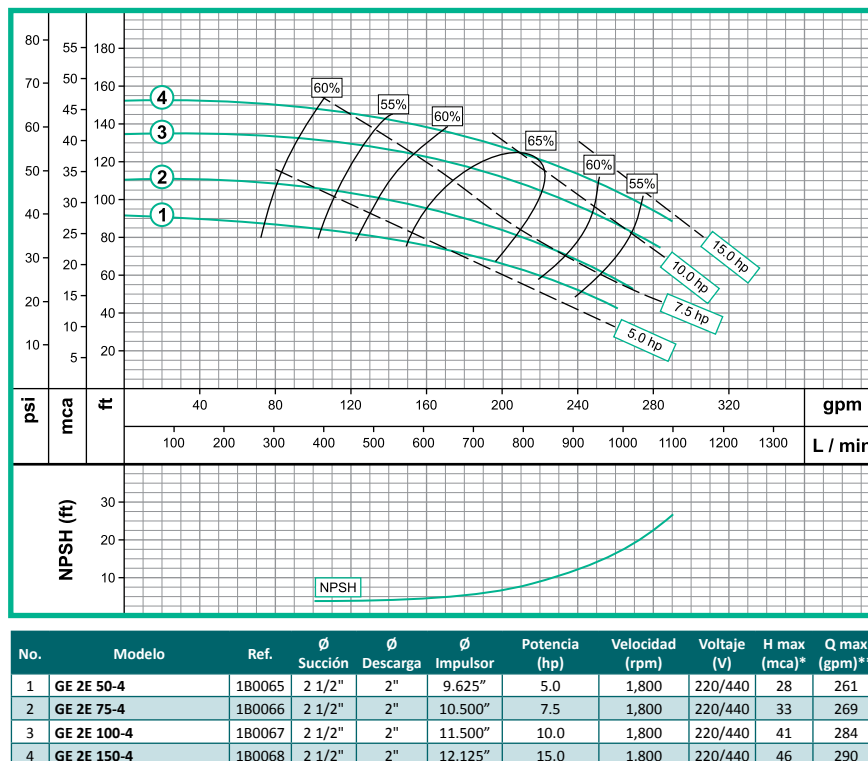




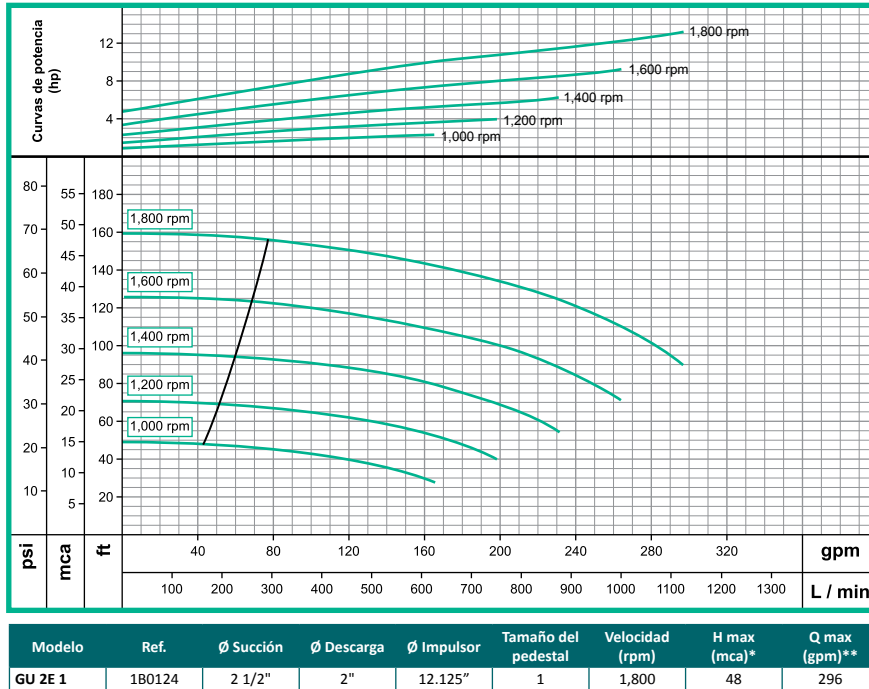
### 2C 2 (Varias RPM)



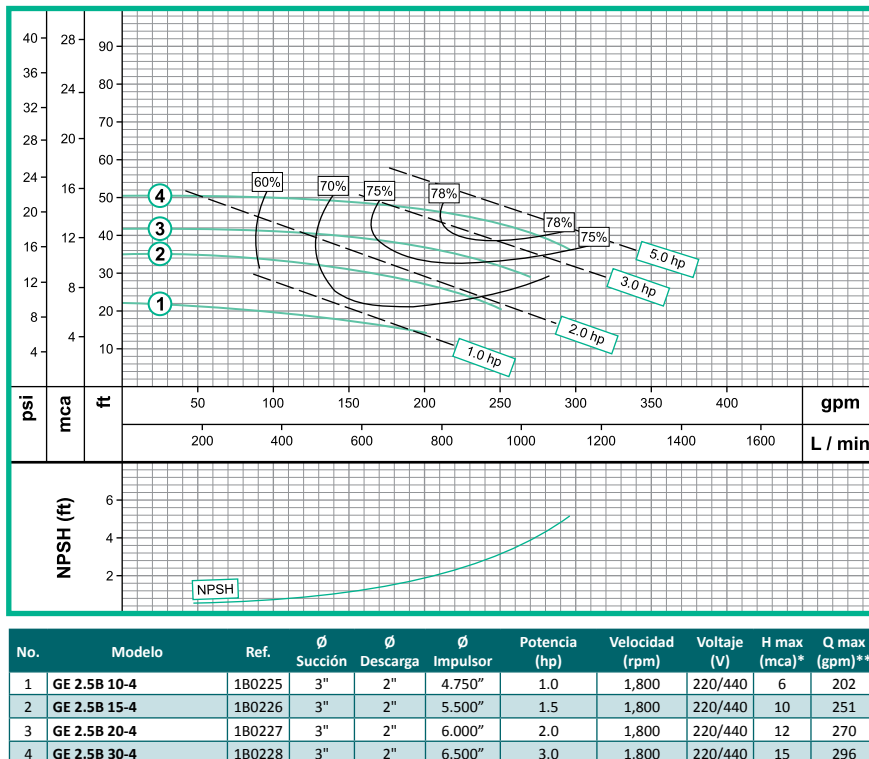
### GE 2E-4



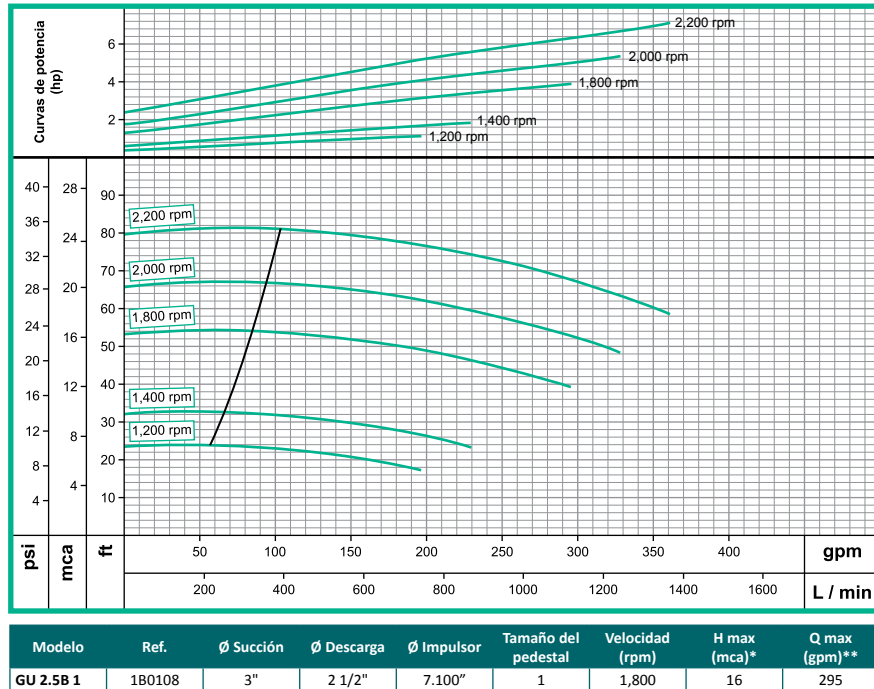
### 2E 1 (Varias RPM)



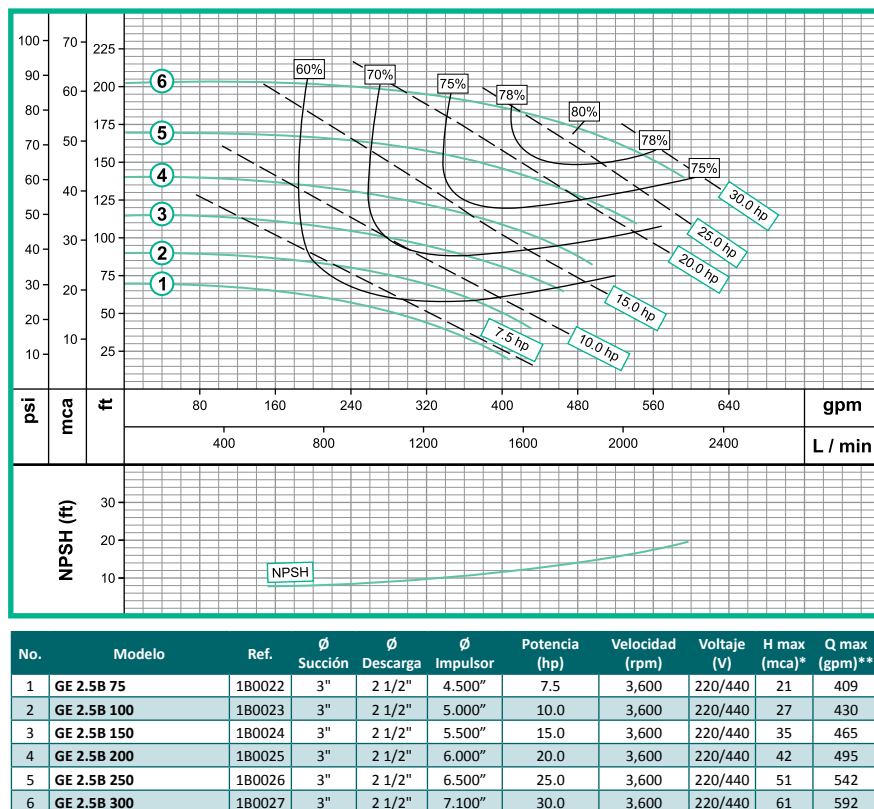
### GE 2.5B-4



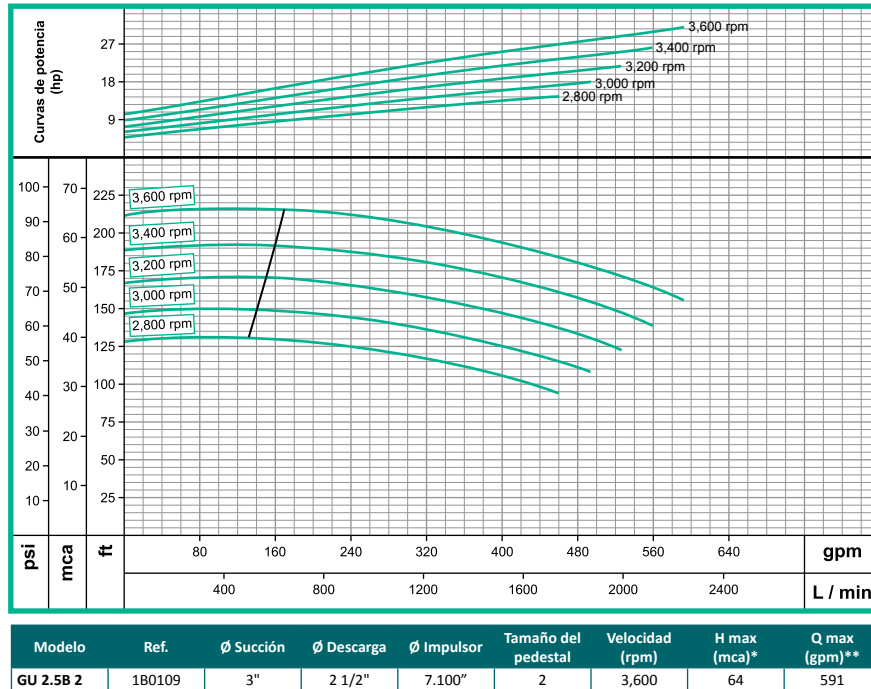
### 2.5B 1 (Varias RPM)



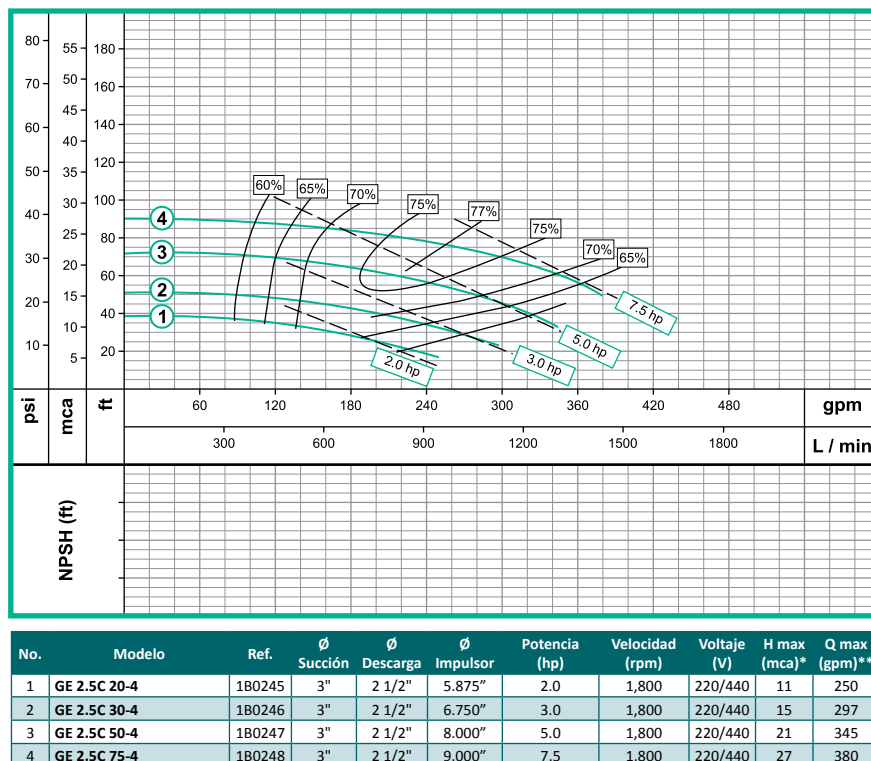
### GE 2.5B



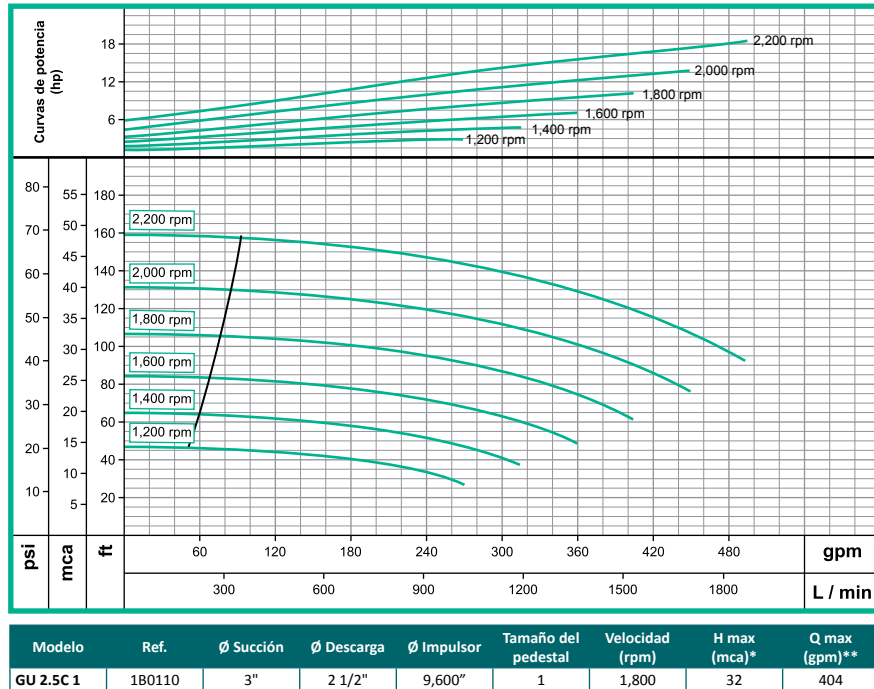
### 2.5B 2 (Varias RPM)



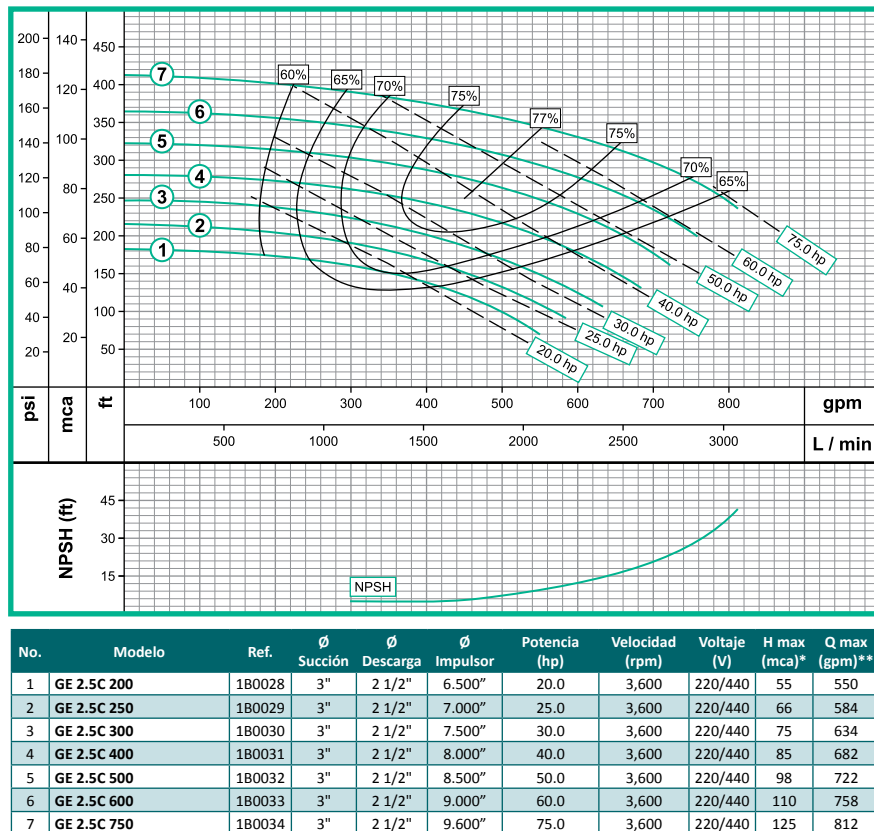
### GE 2.5C-4



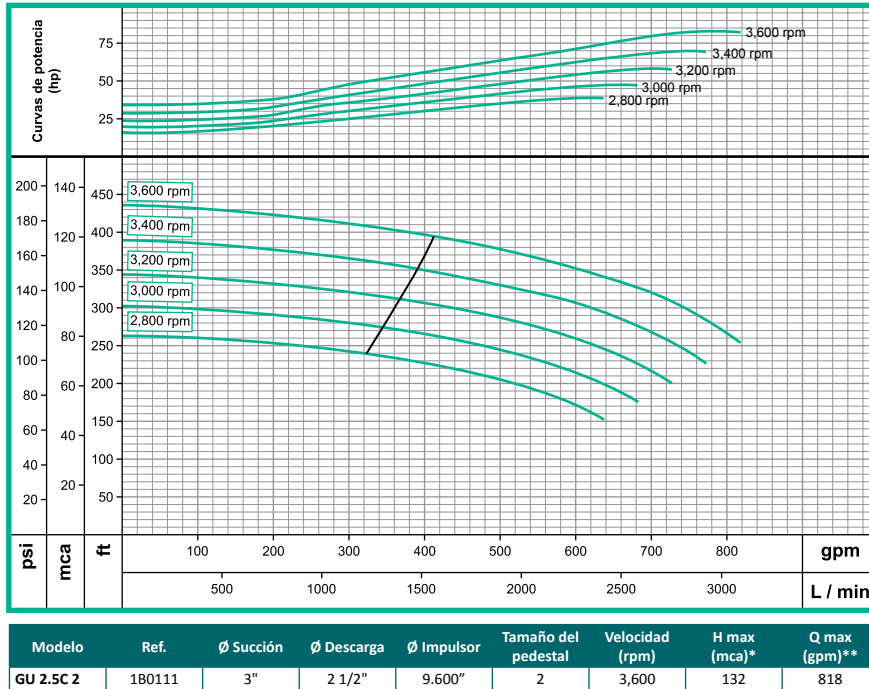
### 2.5C 1 (Varias RPM)



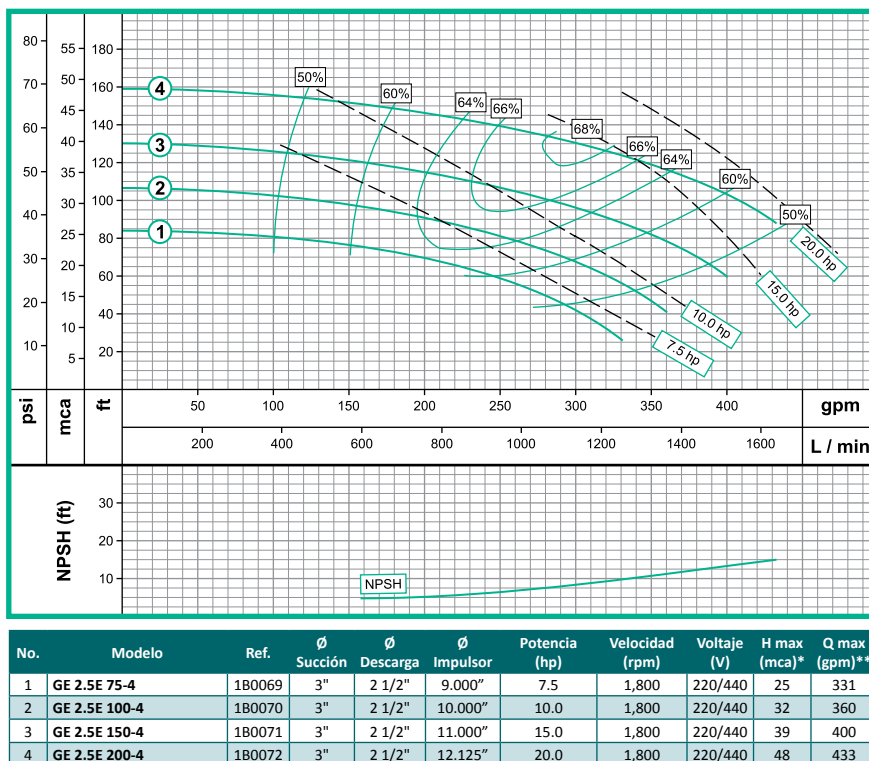
### GE 2.5C



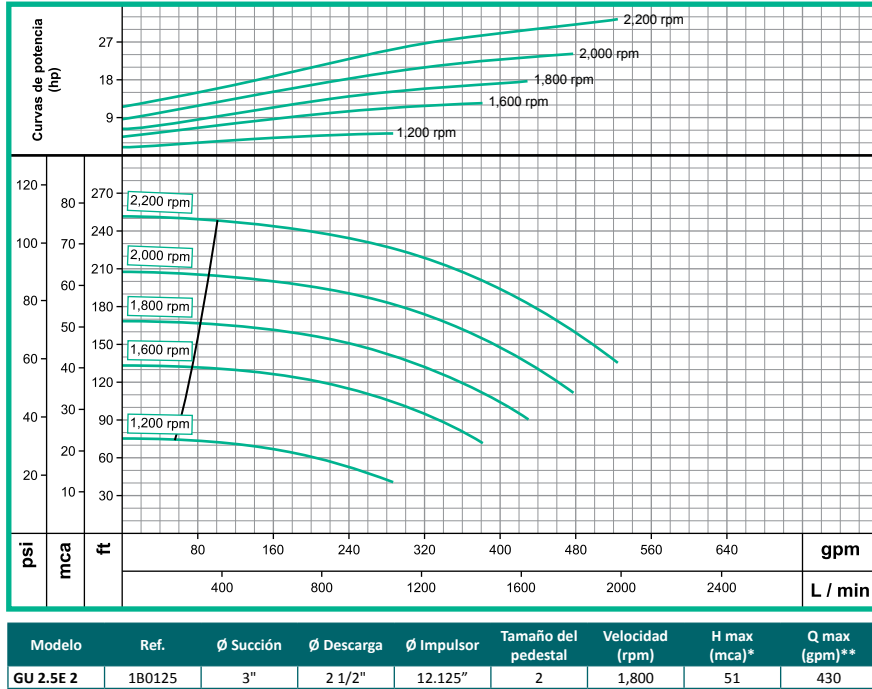
### 2.5C 2 (Varias RPM)



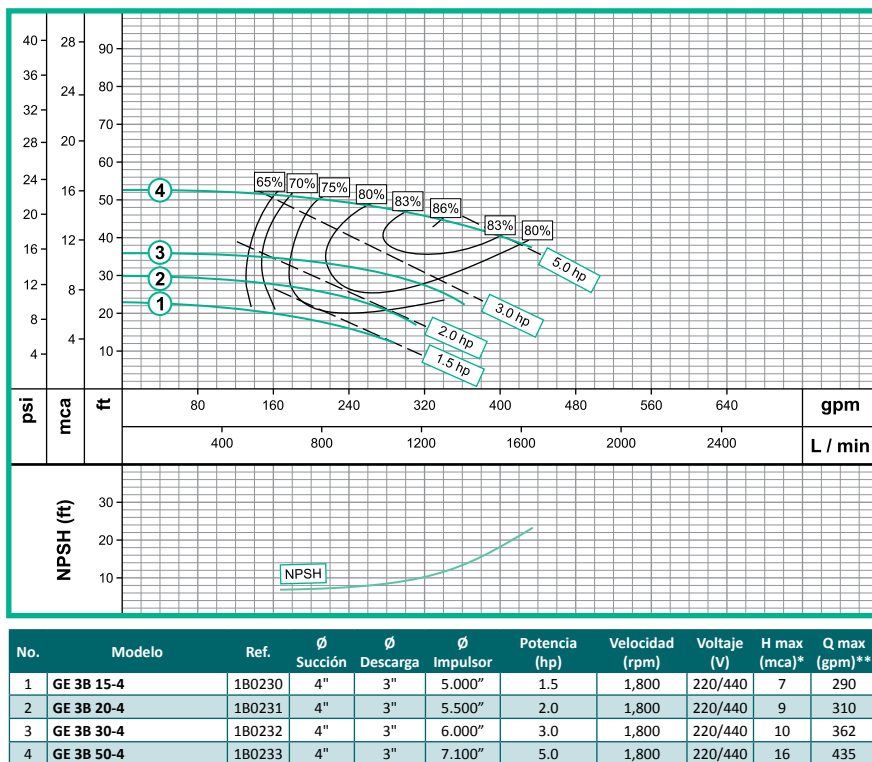
### GE 2.5E-4



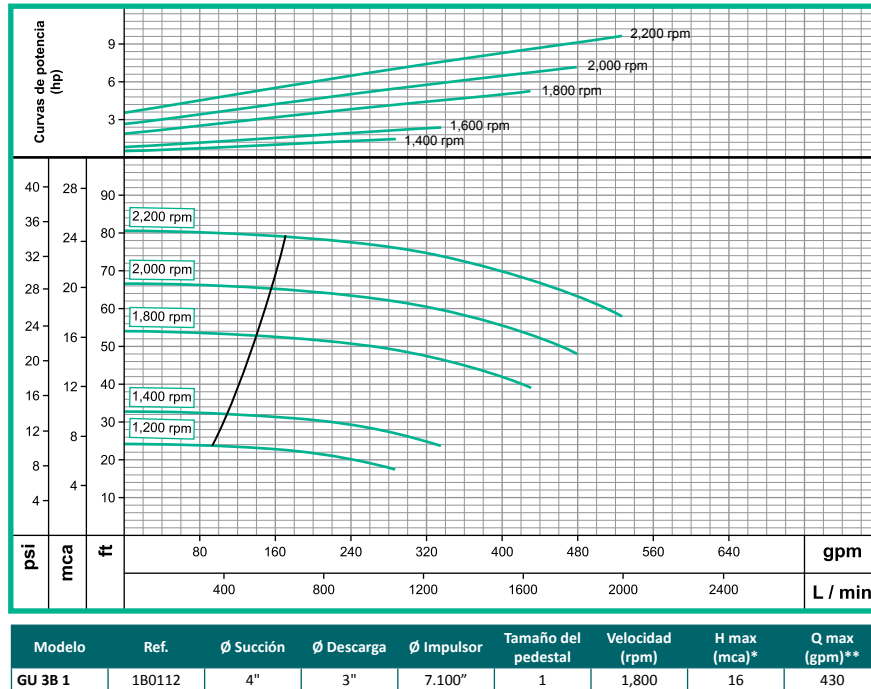
### 2.5E 2 (Varias RPM)



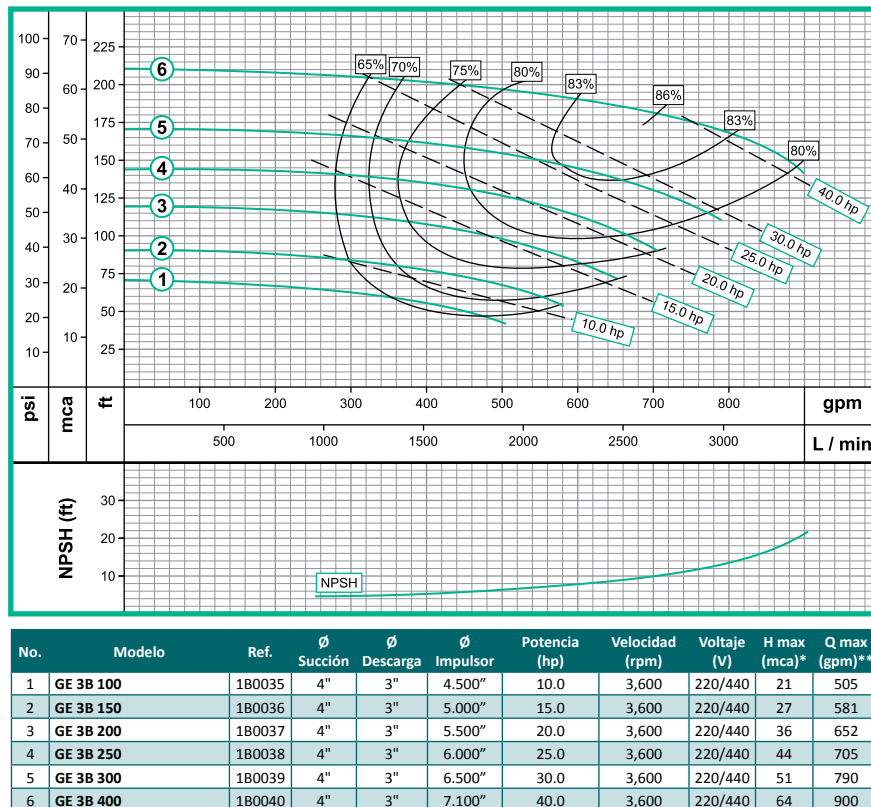
### GE 3B-4



### 3B 1 (Varias RPM)

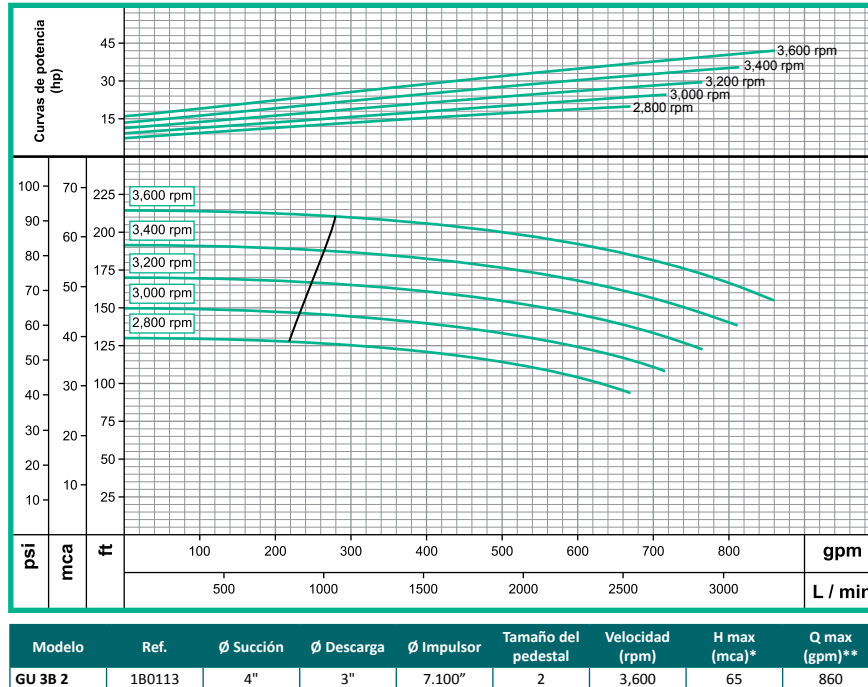


### GE 3B

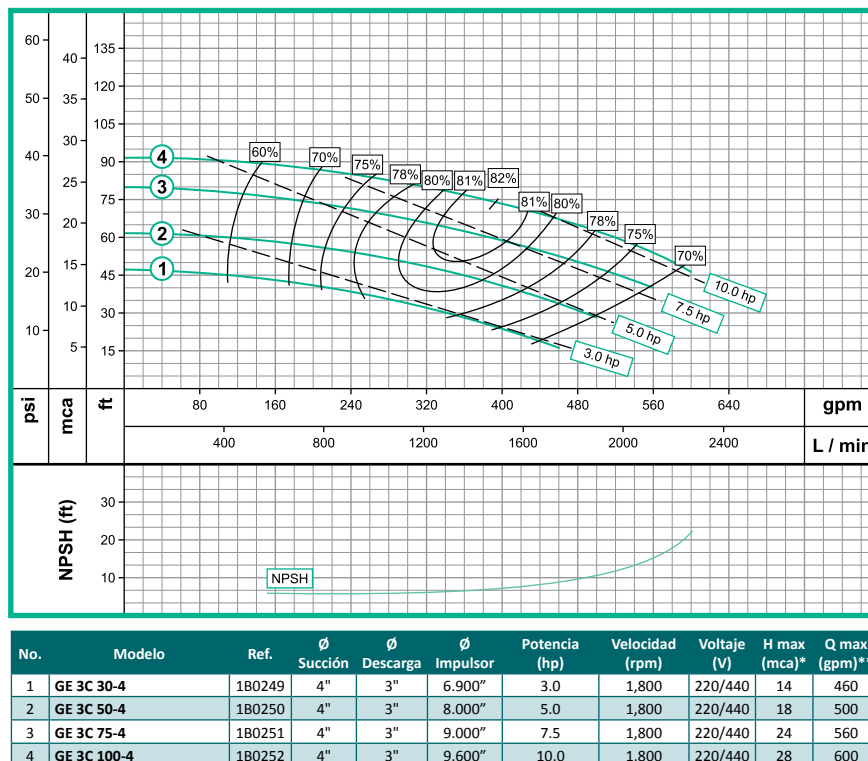




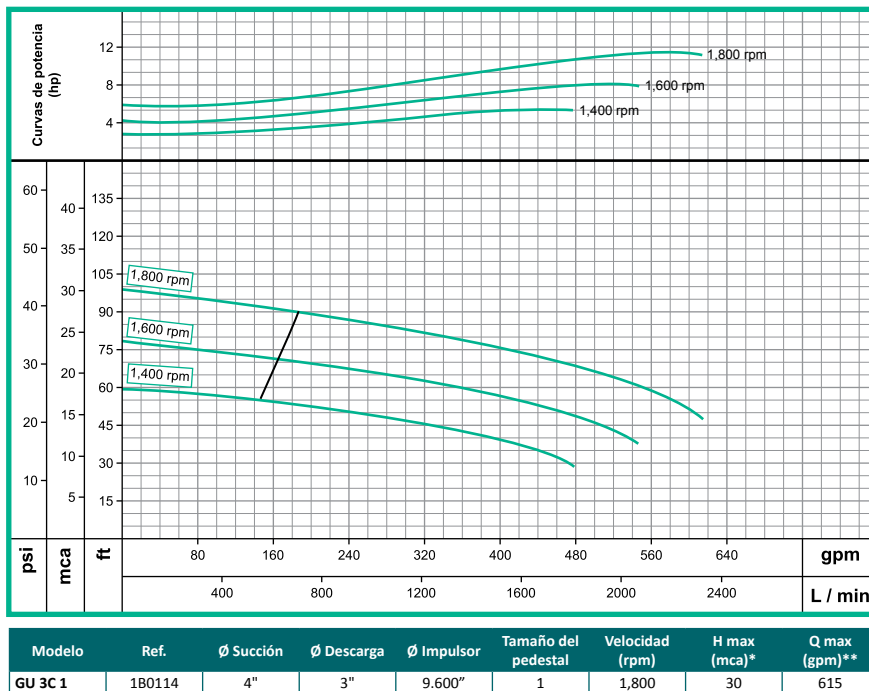
### 3B 2 (Varias RPM)



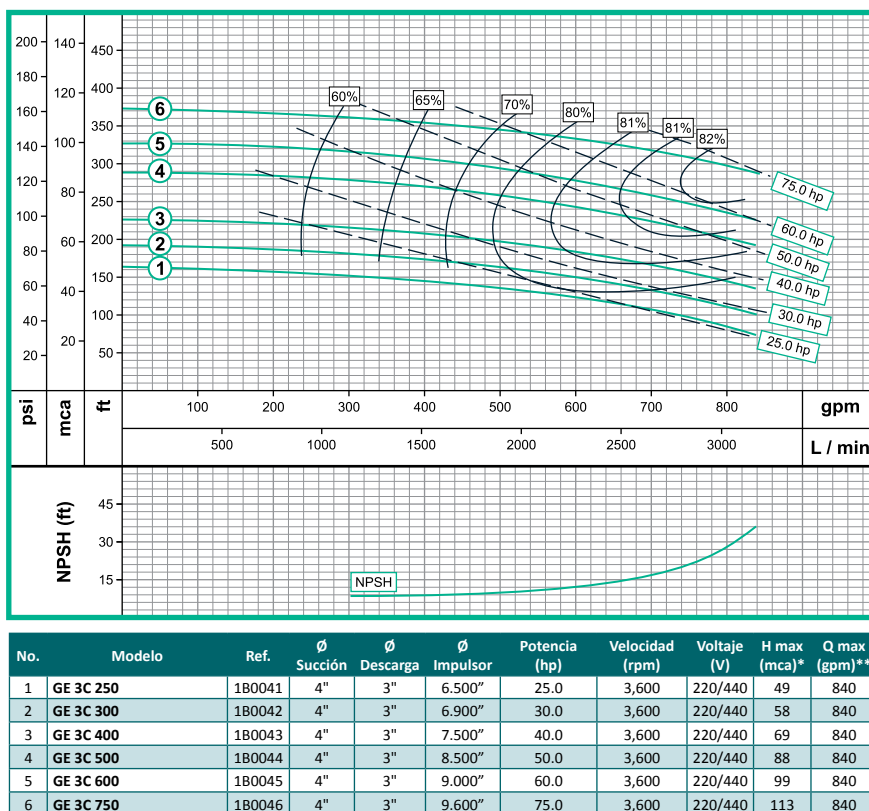
### GE 3C-4



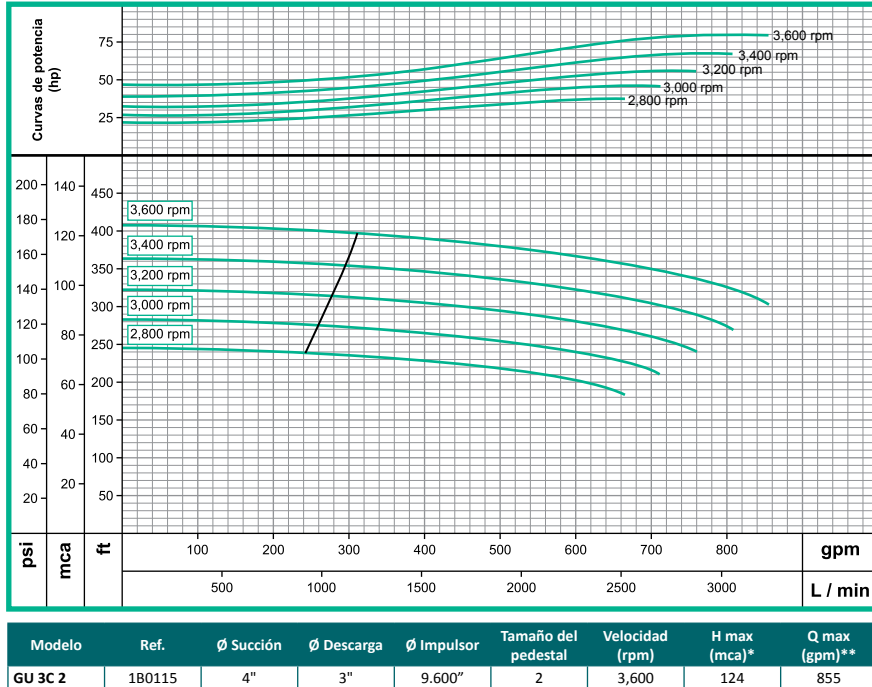
### 3C 1 (Varias RPM)



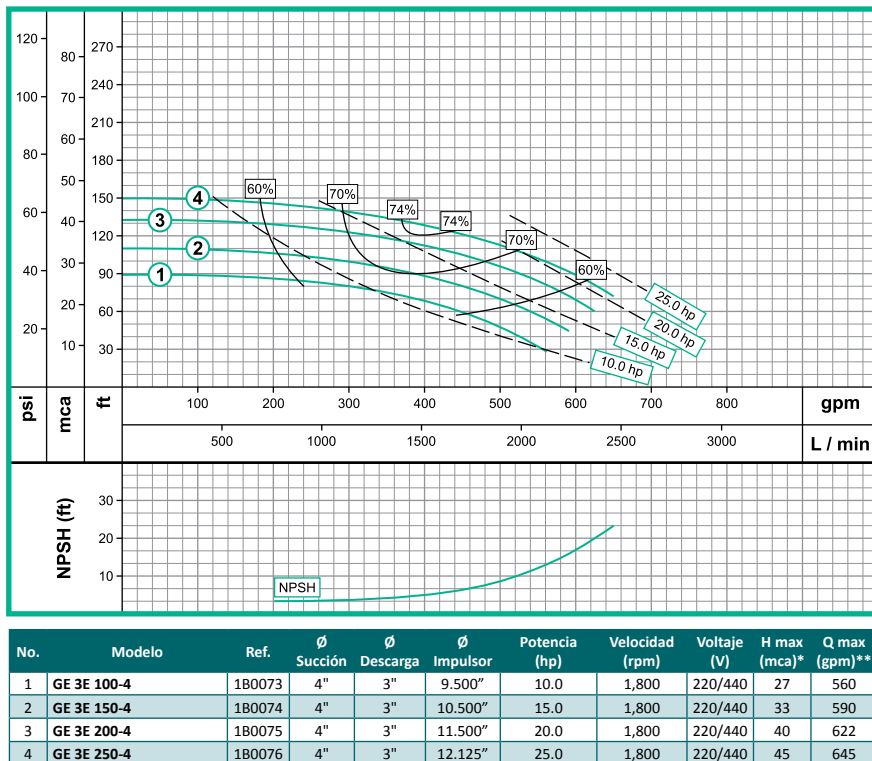
### GE 3C



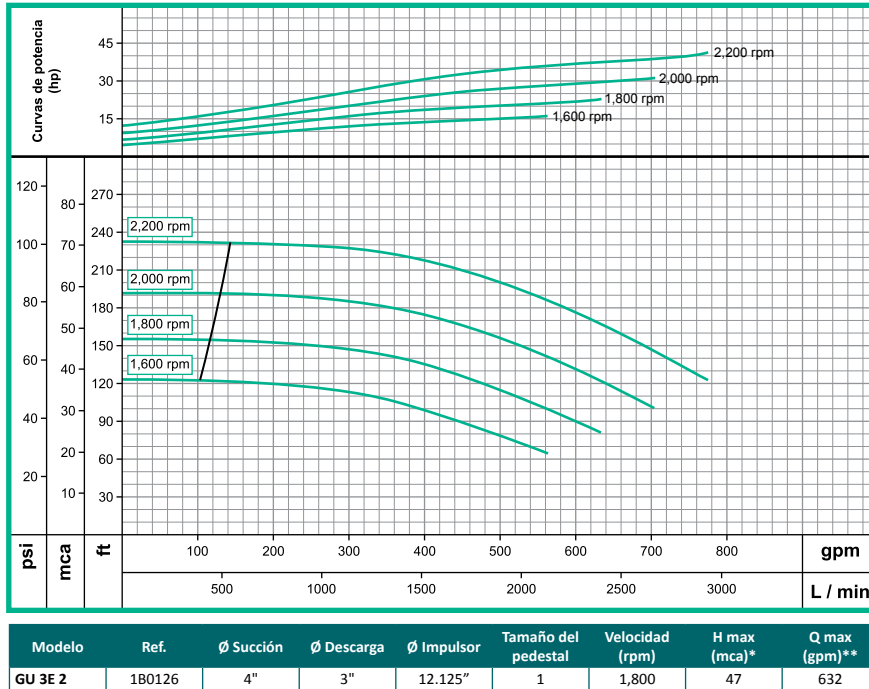
### 3C 2 (Varias RPM)



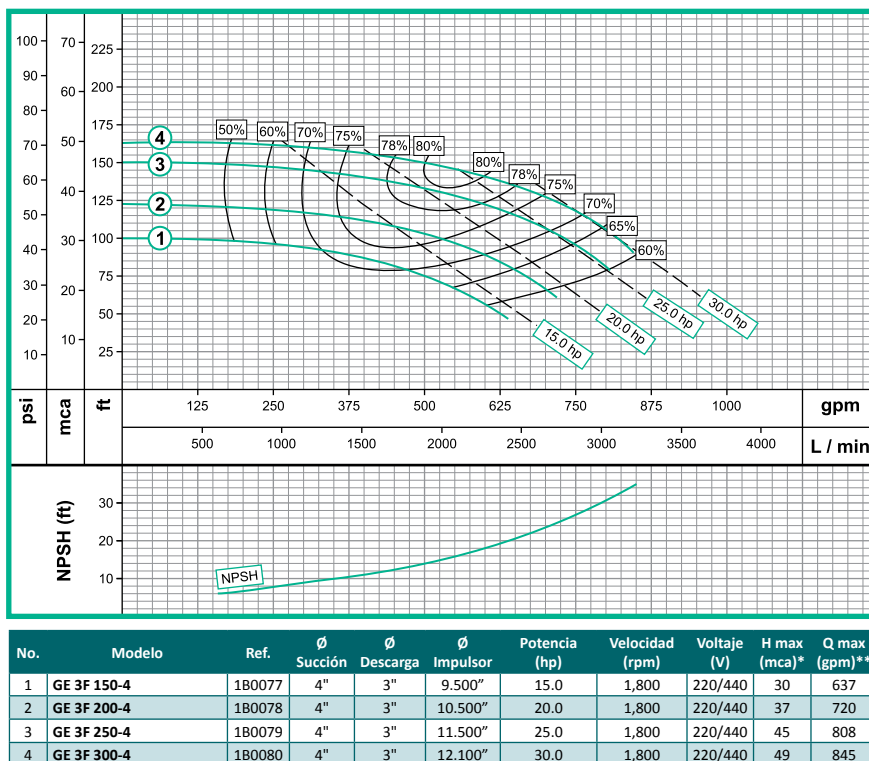
### GE 3E-4



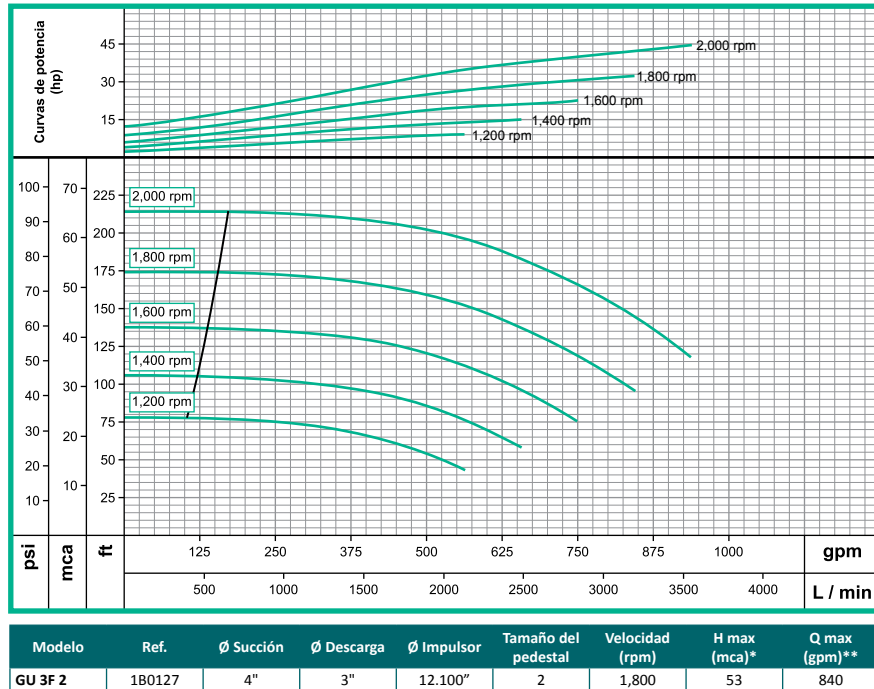
### 3E 2 (Varias RPM)



### GE 3F-4

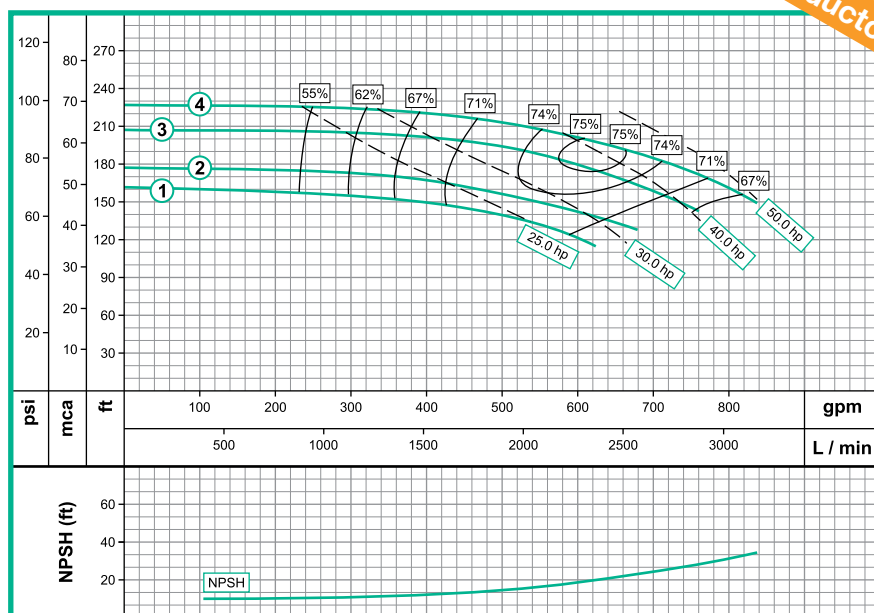


### 3F 2 (Varias RPM)



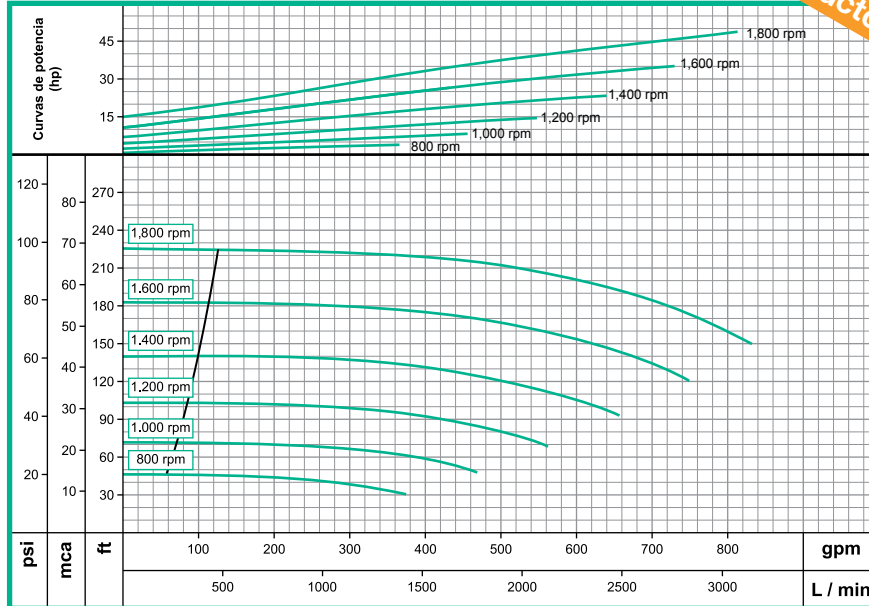
### GE 3G-4

Producto Nuevo



### 3G 2 (Varias RPM)

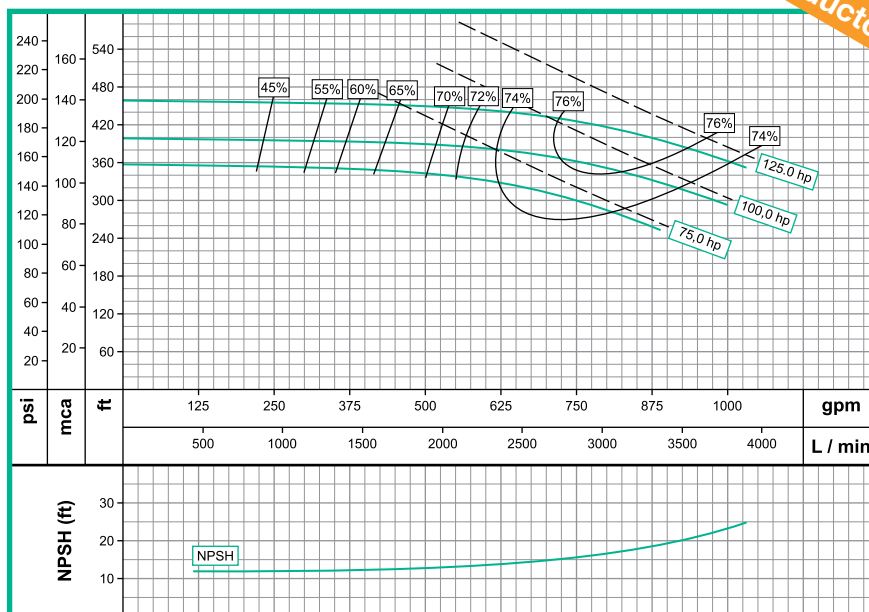
Producto Nuevo



Modelo	Ref.	Ø Succión	Ø Descarga	Ø Impulsor	Tamaño del pedestal	Velocidad (rpm)	H max (mca)*	Q max (gpm)**
GU 3G 2	1B0151	4"	3"	14.130"	2	1,800	68	830

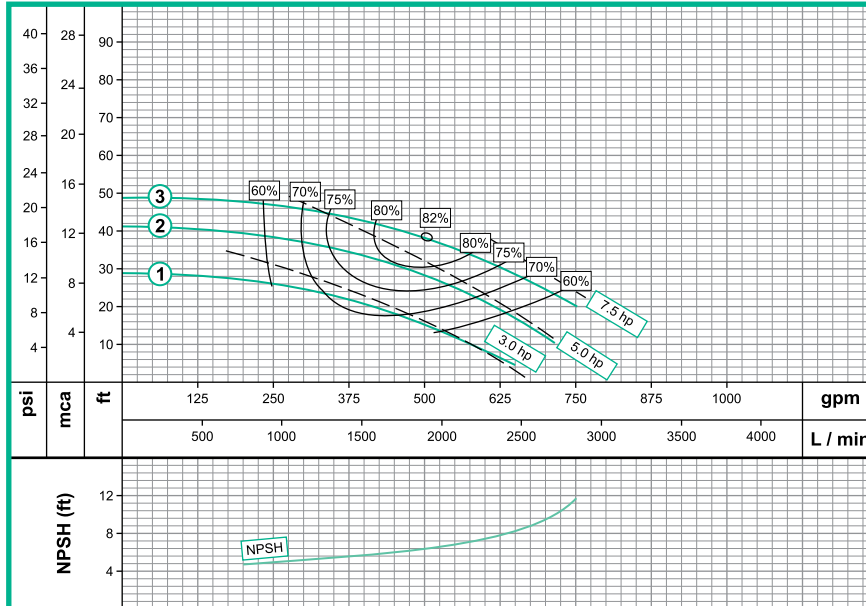
### GE 3H

Producto Nuevo



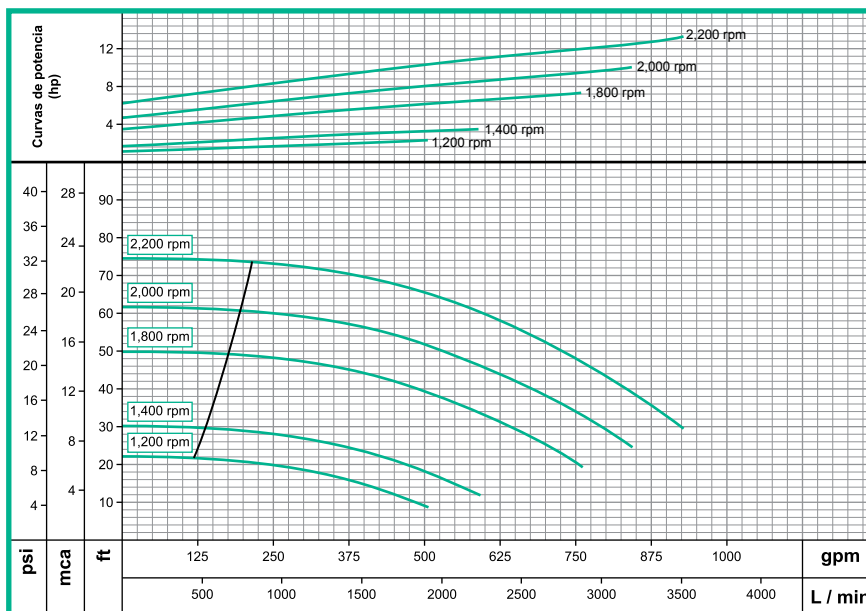
No.	Modelo	Ref.	Ø Succión	Ø Descarga	Ø Impulsor	Potencia (hp)	Velocidad (rpm)	Voltaje (V)	H max (mca)*	Q max (gpm)**
1	GE 3H 750	1B0144	5"	3"	9.250"	75.0	3.600	220/440	108	887
2	GE 3H 1000	1B0145	5"	3"	10.000"	100.0	3.600	220/440	122	1,000
3	GE 3H 1250	1B0146	5"	3"	10.437"	125.0	3.600	220/440	140	1,037

### GE 4B-4



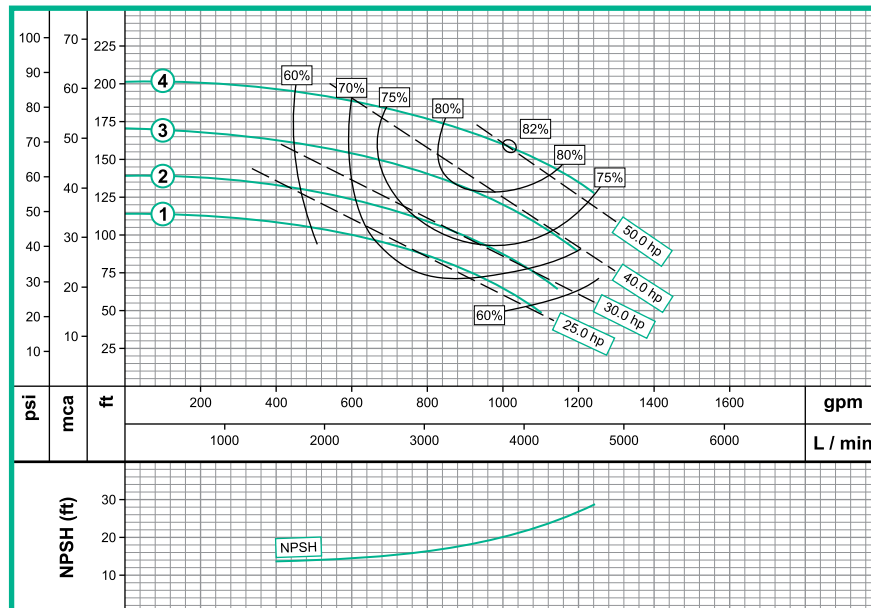
No.	Modelo	Ref.	Ø Succión	Ø Descarga	Ø Impulsor	Potencia (hp)	Velocidad (rpm)	Voltaje (V)	H max (mca)*	Q max (gpm)**
1	GE 4B 30-4	1B0234	5"	4"	5.500"	3.0	1,800	220/440	8	650
2	GE 4B 50-4	1B0235	5"	4"	6.500"	5.0	1,800	220/440	12	713
3	GE 4B 75-4	1B0236	5"	4"	7.100"	7.5	1,800	220/440	14	750

### 4B 1 (Varias RPM)



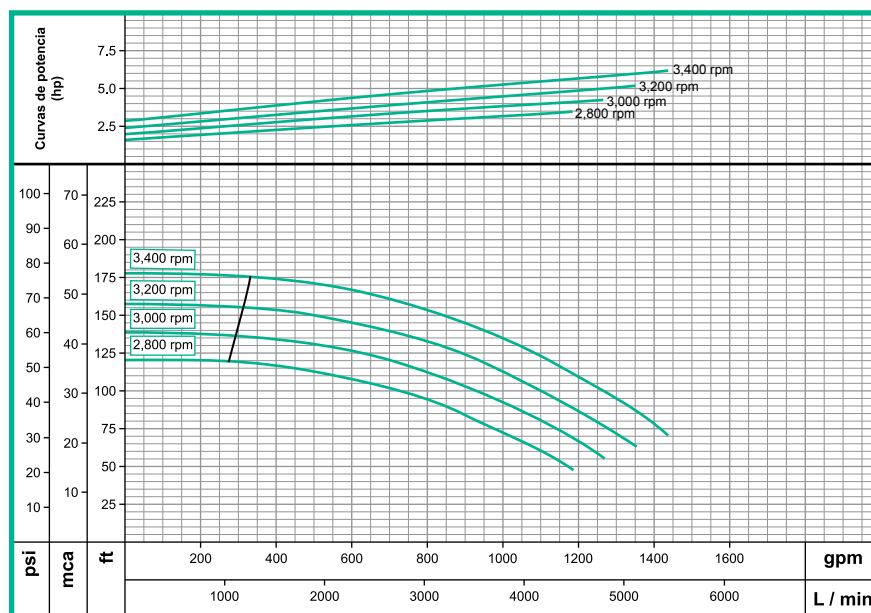
Modelo	Ref.	Ø Succión	Ø Descarga	Ø Impulsor	Tamaño del pedestal	Velocidad (rpm)	H max (mca)*	Q max (gpm)**
GU 4B 1	1B0119	5"	4"	7.100"	1	1,800	15	762

### GE 4B



No.	Modelo	Ref.	Ø Succión	Ø Descarga	Ø Impulsor	Potencia (hp)	Velocidad (rpm)	Voltaje (V)	H max (mca)*	Q max (gpm)**
1	GE 4B 250	180047	5"	4"	5.760"	25.0	3,600	220/440	34	1,100
2	GE 4B 300	180048	5"	4"	6.100"	30.0	3,600	220/440	42	1,140
3	GE 4B 400	180049	5"	4"	6.500"	40.0	3,600	220/440	51	1,200
4	GE 4B 500	180050	5"	4"	7.100"	50.0	3,600	220/440	61	1,240

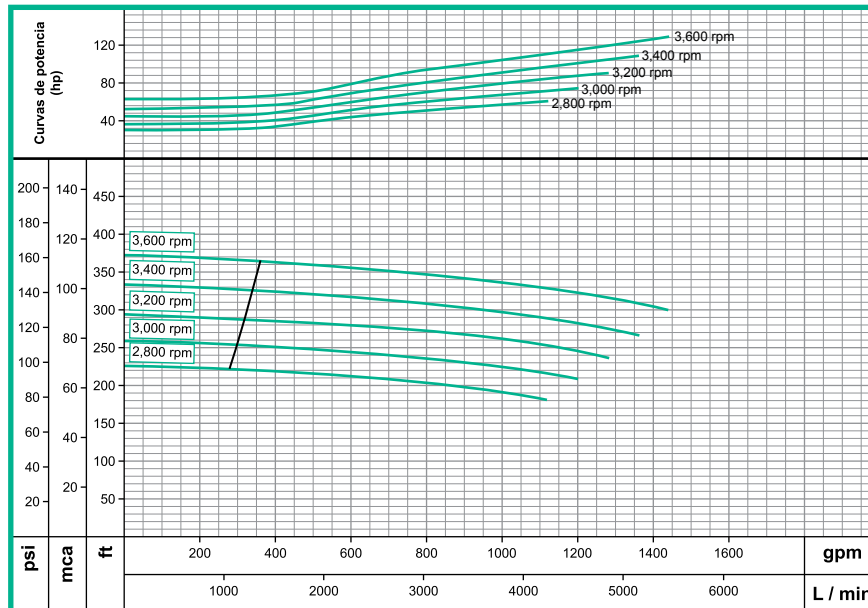
### 4B 2 (Varias RPM)



Modelo	Ref.	Ø Succión	Ø Descarga	Ø Impulsor	Tamaño del pedestal	Velocidad (rpm)	H max (mca)*	Q max (gpm)**
GU 4B 2	180120	5"	4"	7.100"	2	3,400	54	1,430

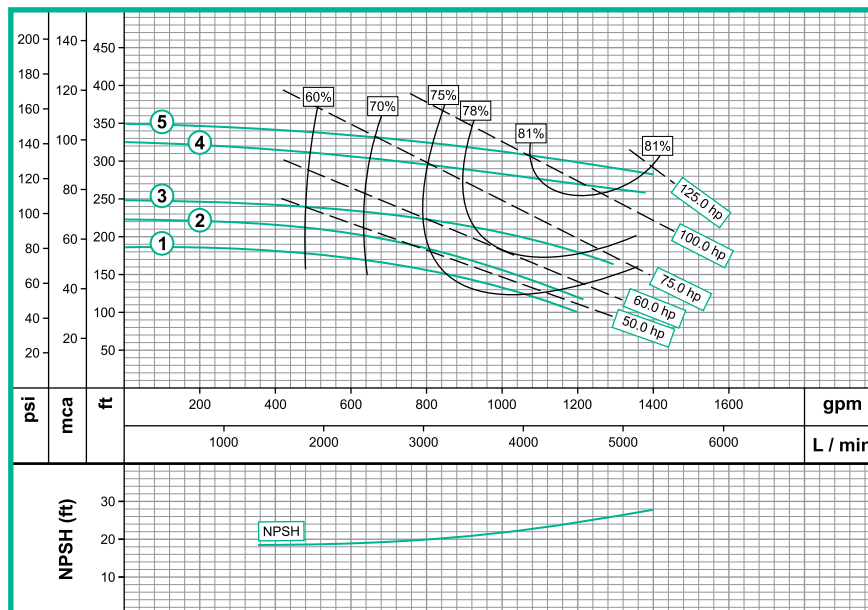


### 4C (Varias RPM)



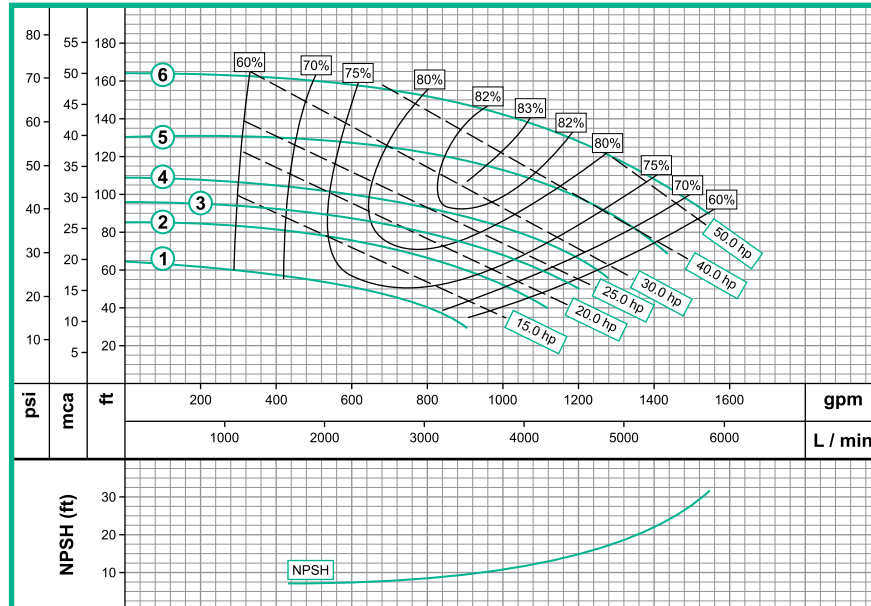
Modelo	Ref.	Ø Succión	Ø Descarga	Ø Impulsor	Tamaño del pedestal	Velocidad (rpm)	H max (mca)*	Q max (gpm)**
GU 4C 2	1B0117	5"	4"	9.300"	2	3,600	114	1,430
GU 4C 3	1B0257	5"	4"	9.300"	3	3,600	114	1,430

### GE 4C



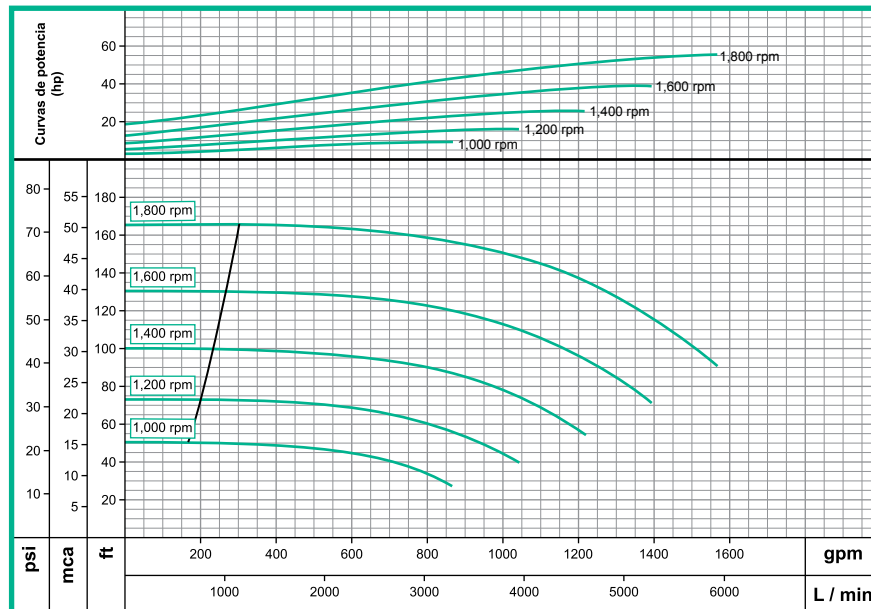
No.	Modelo	Ref.	Ø Succión	Ø Descarga	Ø Impulsor	Potencia (hp)	Velocidad (rpm)	Voltaje (V)	H max (mca)*	Q max (gpm)**
1	GE 4C 500	1B0051	5"	4"	7.000"	50.0	3,600	220/440	56	1,200
2	GE 4C 600	1B0137	5"	4"	7.500"	60.0	3,600	220/440	67	1,218
3	GE 4C 750	1B0052	5"	4"	8.000"	75.0	3,600	220/440	75	1,295
4	GE 4C 1000	1B0053	5"	4"	9.000"	100.0	3,600	220/440	99	1,380
5	GE 4C 1250	1B0054	5"	4"	9.300"	125.0	3,600	220/440	106	1,400

### GE 4E-4



No.	Modelo	Ref.	Ø Succión	Ø Descarga	Ø Impulsor	Potencia (hp)	Velocidad (rpm)	Voltaje (V)	H max (mca)*	Q max (gpm)**
1	GE 4E 150-4	180081	5"	4"	8.000"	15.0	1,800	220/440	19	900
2	GE 4E 200-4	180082	5"	4"	9.000"	20.0	1,800	220/440	25	1,120
3	GE 4E 250-4	180253	5"	4"	9.500"	25.0	1,800	220/440	29	1,200
4	GE 4E 300-4	180083	5"	4"	10.000"	30.0	1,800	220/440	33	1,280
5	GE 4E 400-4	180084	5"	4"	11.000"	40.0	1,800	220/440	39	1,438
6	GE 4E 500-4	180085	5"	4"	12.125"	50.0	1,800	220/440	50	1,545

### 4E 2 (Varias RPM)




Modelo	Ref.	Ø Succión	Ø Descarga	Ø Impulsor	Tamaño del pedestal	Velocidad (rpm)	H max (mca)*	Q max (gpm)**
GU 4E 2	180128	5"	4"	12.125"	2	1,800	50	1,565

## Bombas GS

### GE 4G-4

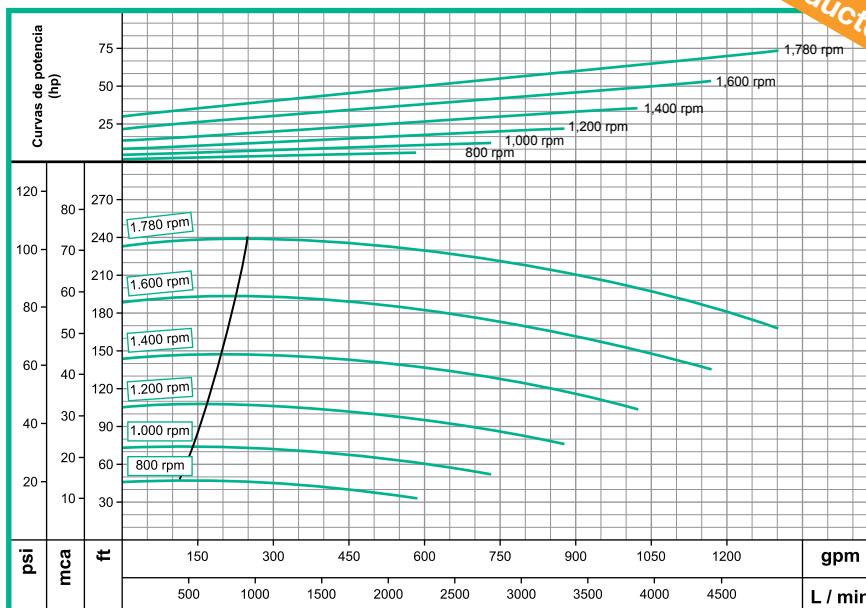
Producto Nuevo



No.	Modelo	Ref.	Ø Succión	Ø Descarga	Ø Impulsor	Potencia (hp)	Velocidad (rpm)	Voltaje (V)	H max (mca)*	Q max (gpm)**
1	GE 4G 300-4	1B0160	5"	4"	12.750"	40.0	1,800	220/440	47	950
2	GE 4G 400-4	1B0161	5"	4"	14.000"	50.0	1,800	220/440	60	1,150
3	GE 4G 500-4	1B0162	5"	4"	14.500"	60.0	1,800	220/440	64	1,198
4	GE 4G 600-4	1B0163	5"	4"	15.000"	75.0	1,800	220/440	71	1,300

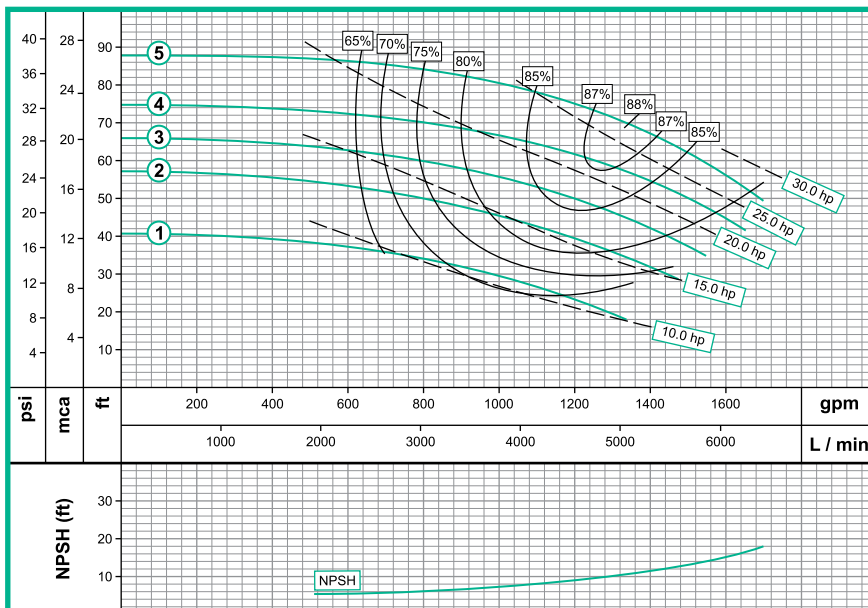
### 4G (Varias RPM)

Producto Nuevo



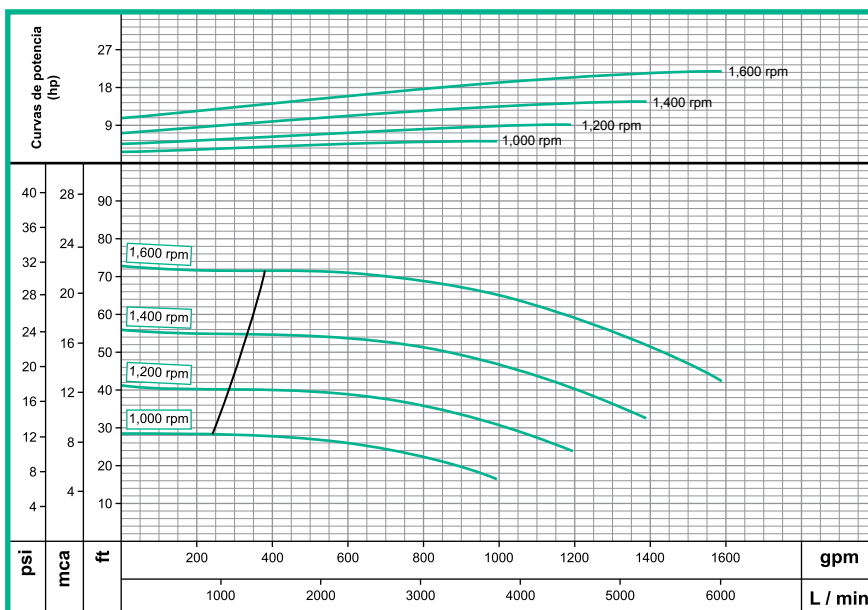
Modelo	Ref.	Ø Succión	Ø Descarga	Ø Impulsor	Tamaño del pedestal	Velocidad (rpm)	H max (mca)*	Q max (gpm)**
GU 4G 2	1B0152	5"	4"	15.000"	2	1,800	70	1,300

### GE 5C-4



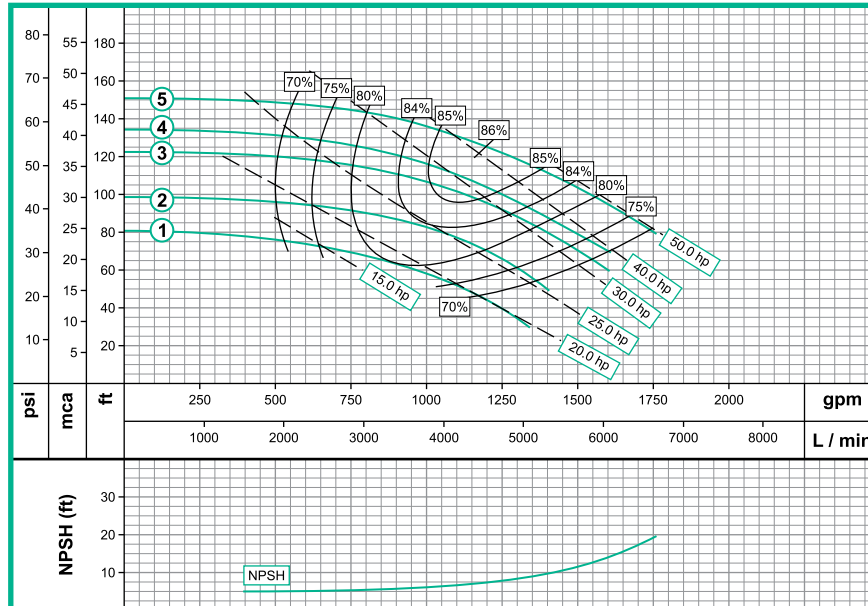
No.	Modelo	Ref.	Ø Succión	Ø Descarga	Ø Impulsor	Potencia (hp)	Velocidad (rpm)	Voltaje (V)	H max (mca)*	Q max (gpm)**
1	GE 5C 100-4	180055	6"	5"	7.000"	10.0	1,800	220/440	12	1,340
2	GE 5C 150-4	180056	6"	5"	8.000"	15.0	1,800	220/440	17	1,480
3	GE 5C 200-4	180057	6"	5"	8.500"	20.0	1,800	220/440	20	1,550
4	GE 5C 250-4	180058	6"	5"	9.000"	25.0	1,800	220/440	22	1,650
5	GE 5C 300-4	180059	6"	5"	9.600"	30.0	1,800	220/440	26	1,700

### 5C 2 (Varias RPM)



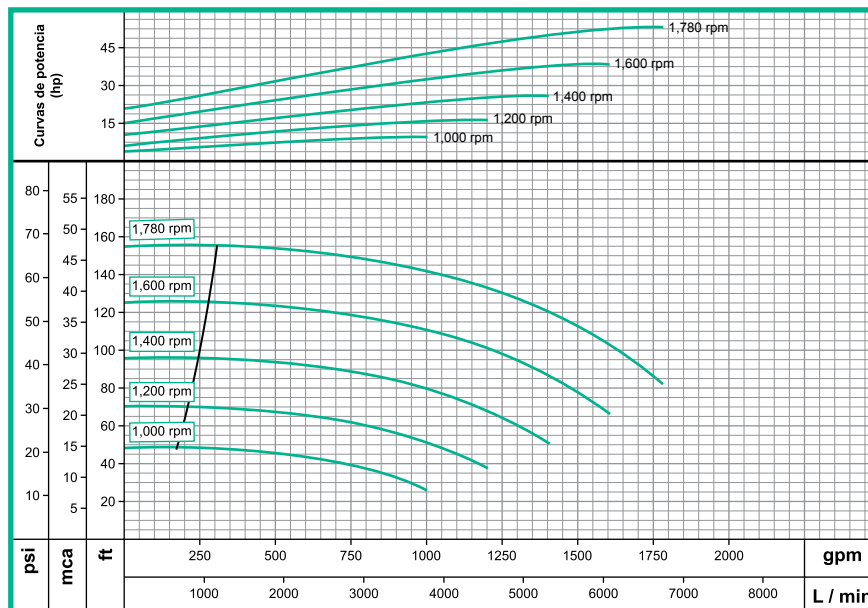
Modelo	Ref.	Ø Succión	Ø Descarga	Ø Impulsor	Tamaño del pedestal	Velocidad (rpm)	H max (mca)*	Q max (gpm)**
GU 5C 2	180122	6"	5"	9.600"	2	1,600	22	1,587

### GE 5E-4



No.	Modelo	Ref.	Ø Succión	Ø Descarga	Ø Impulsor	Potencia (hp)	Velocidad (rpm)	Voltaje (V)	H max (mca)*	Q max (gpm)**
1	GE 5E 200-4	1B0086	6"	5"	9.000"	20.0	1,800	220/440	24	1,340
2	GE 5E 250-4	1B0254	6"	5"	9.600"	25.0	1,800	220/440	30	1,405
3	GE 5E 300-4	1B0087	6"	5"	11.000"	30.0	1,800	220/440	37	1,605
4	GE 5E 400-4	1B0088	6"	5"	11.250"	40.0	1,800	220/440	41	1,605
5	GE 5E 500-4	1B0089	6"	5"	12.100"	50.0	1,800	220/440	46	1,760

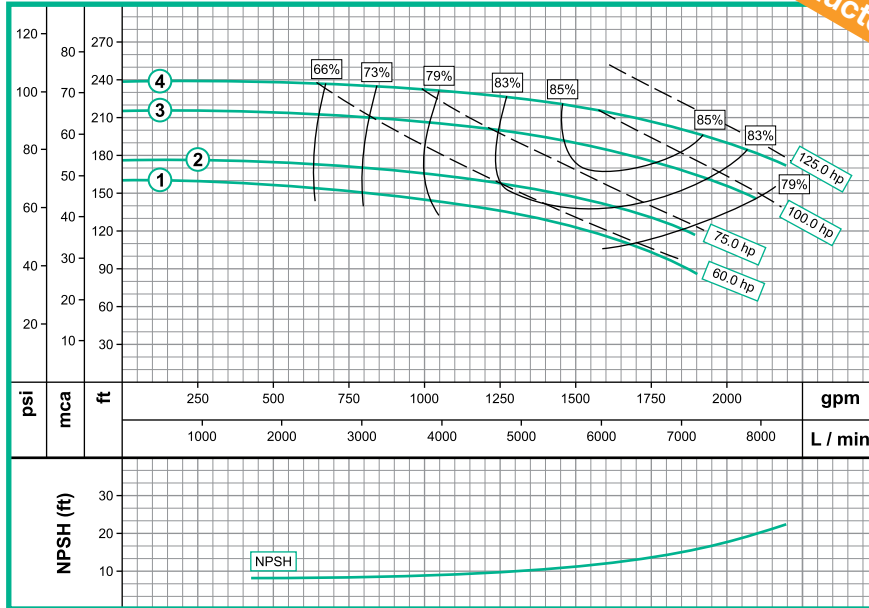
### 5E 2 (Varias RPM)



Modelo	Ref.	Ø Succión	Ø Descarga	Ø Impulsor	Tamaño del pedestal	Velocidad (rpm)**	H max (mca)*	Q max (gpm)**
GU 5E 2	1B0129	6"	5"	12.100"	2	1,800	47	1,775

### GE 5G-4

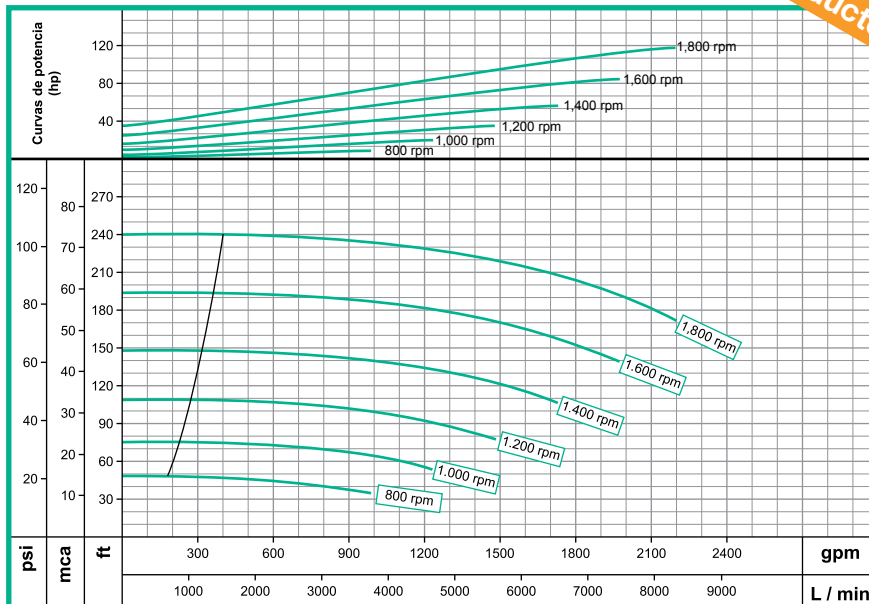
Producto Nuevo



No.	Modelo	Ref.	Ø Succión	Ø Descarga	Ø Impulsor	Potencia (hp)	Velocidad (rpm)	Voltaje (V)	H max (mca)*	Q max (gpm)**
1	GE 5G 500-4	180164	6"	5"	12.400"	60.0	1,800	220/440	45	1,895
2	GE 5G 600-4	180165	6"	5"	13.000"	75.0	1,800	220/440	53	1,895
3	GE 5G 750-4	180166	6"	5"	14.250"	100.0	1,800	220/440	63	2,100
4	GE 5G 1000-4	180167	6"	5"	15.000"	125.0	1,800	220/440	72	2,200

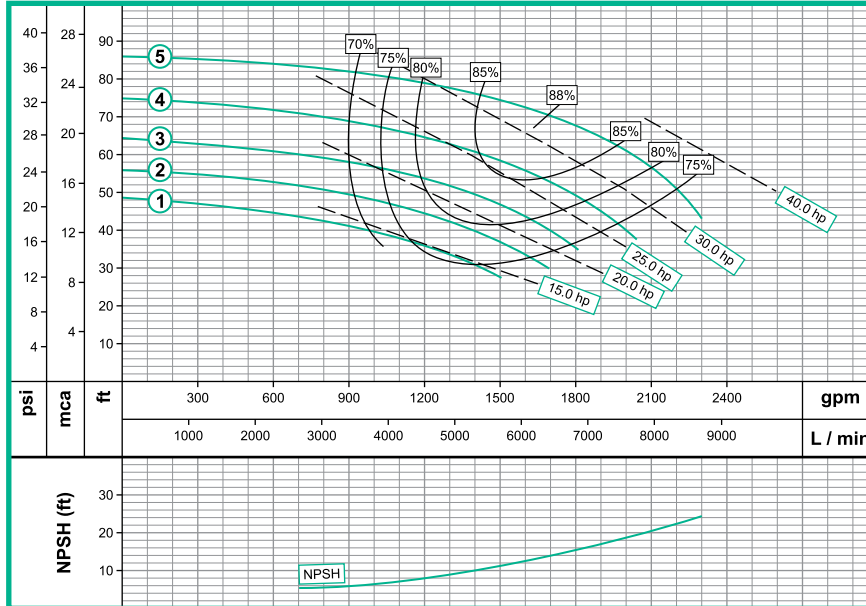
### 5G 3 (Varias RPM)

Producto Nuevo



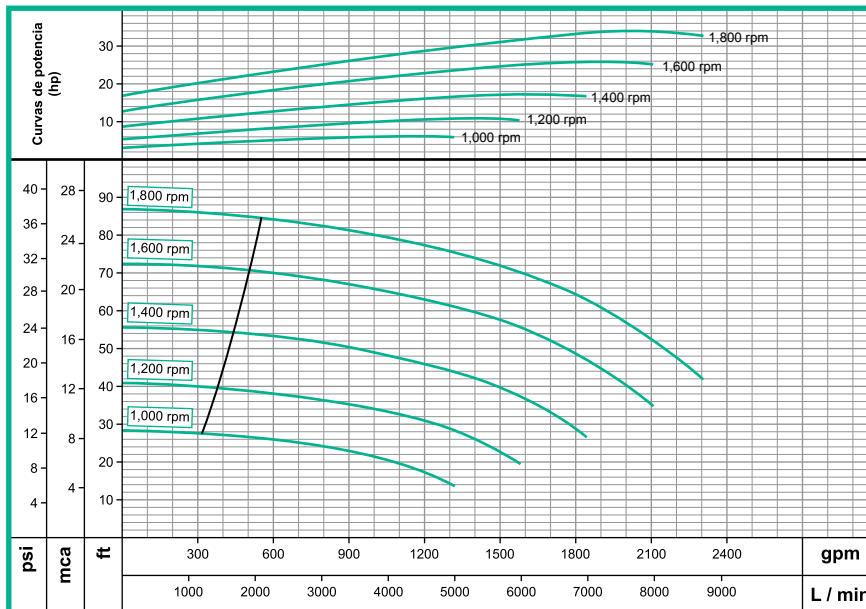
Modelo	Ref.	Ø Succión	Ø Descarga	Ø Impulsor	Tamaño del pedestal	Velocidad (rpm)	H max (mca)*	Q max (gpm)**
GU 5G 3	180153	6"	5"	15.000"	3	1,800	73	2,200

### GE 6C-4



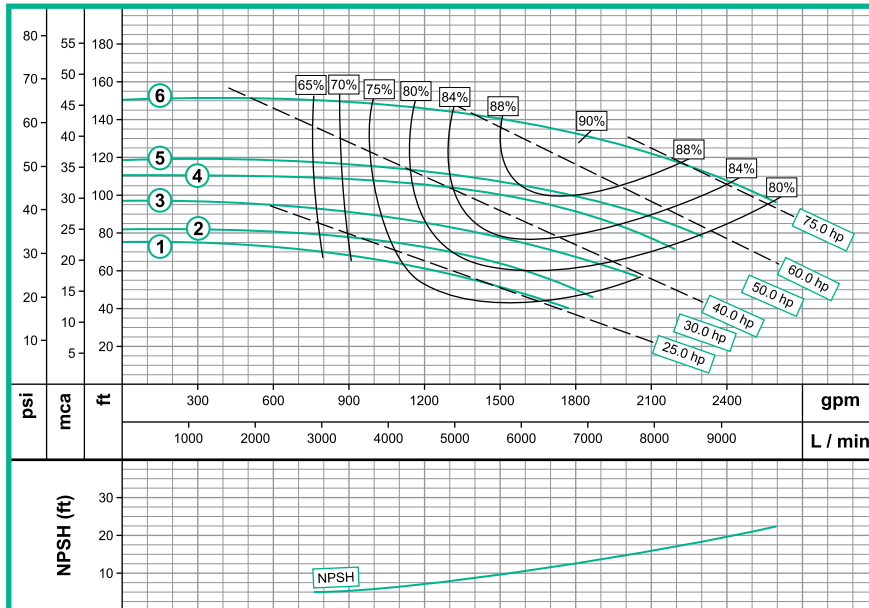
No.	Modelo	Ref.	Ø Succión	Ø Descarga	Ø Impulsor	Potencia (hp)	Velocidad (rpm)	Voltaje (V)	H max (mca)*	Q max (gpm)**
1	GE 6C 150-4	1B0060	8"	6"	7.500"	15.0	1,800	220/440	14	1,500
2	GE 6C 200-4	1B0061	8"	6"	8.000"	20.0	1,800	220/440	17	1,690
3	GE 6C 250-4	1B0062	8"	6"	8.500"	25.0	1,800	220/440	19	1,810
4	GE 6C 300-4	1B0063	8"	6"	9.000"	30.0	1,800	220/440	22	2,040
5	GE 6C 400-4	1B0064	8"	6"	9.600"	40.0	1,800	220/440	26	2,300

### 6C 2 (Varias RPM)



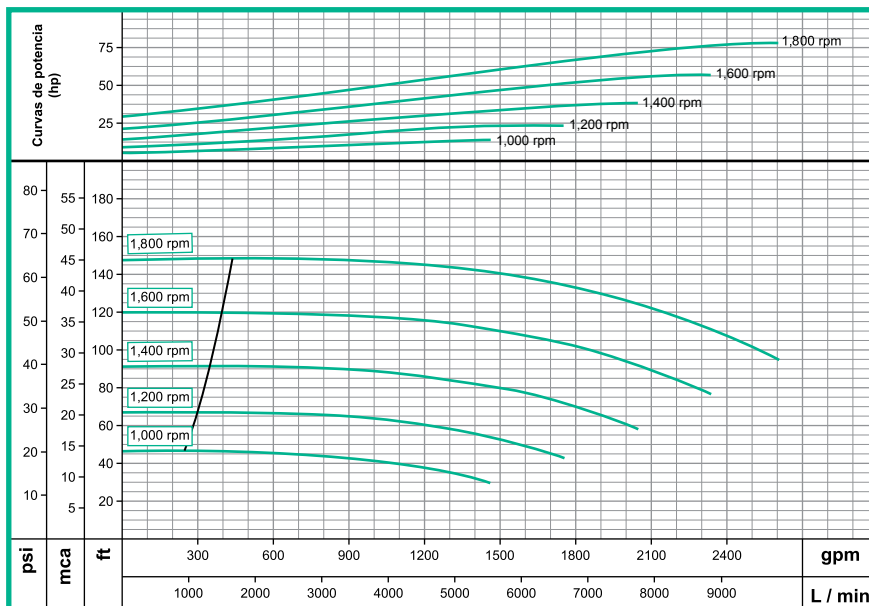
Modelo	Ref.	Ø Succión	Ø Descarga	Ø Impulsor	Tamaño del pedestal	Velocidad (rpm)	H max (mca)*	Q max (gpm)**
GU 6C 2	1B0123	8"	6"	9.600"	2	1,800	26	2,300

### GE 6E-4



No.	Modelo	Ref.	Ø Succión	Ø Descarga	Ø Impulsor	Potencia (hp)	Velocidad (rpm)	Voltaje (V)	H max (mca)*	Q max (gpm)**
1	GE 6E 250-4	180090	8"	6"	9.000"	25.0	1,800	220/440	22	1,775
2	GE 6E 300-4	180255	8"	6"	9.500"	30.0	1,800	220/440	25	1,870
3	GE 6E 400-4	180091	8"	6"	10.000"	40.0	1,800	220/440	29	2,050
4	GE 6E 500-4	180256	8"	6"	10.500"	50.0	1,800	220/440	33	2,190
5	GE 6E 600-4	180092	8"	6"	11.000"	60.0	1,800	220/440	35	2,300
6	GE 6E 750-4	180093	8"	6"	12.125"	75.0	1,800	220/440	45	2,600

### 6E 2 (Varias RPM)

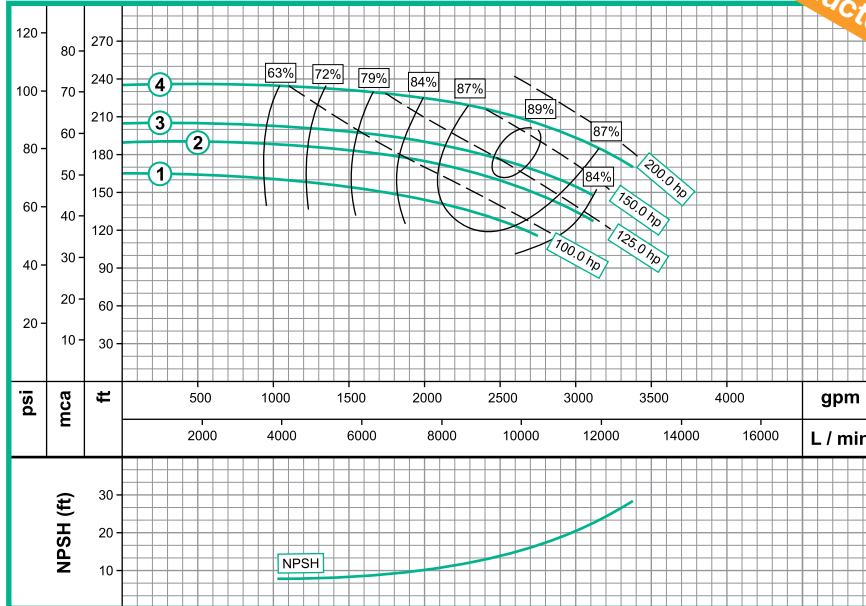


Modelo	Ref.	Ø Succión	Ø Descarga	Ø Impulsor	Tamaño del pedestal	Velocidad (rpm)	H max (mca)*	Q max (gpm)**
GU 6E 2	180130	8"	6"	12.125"	2	1,800	45	2,600



### GE 6G-4

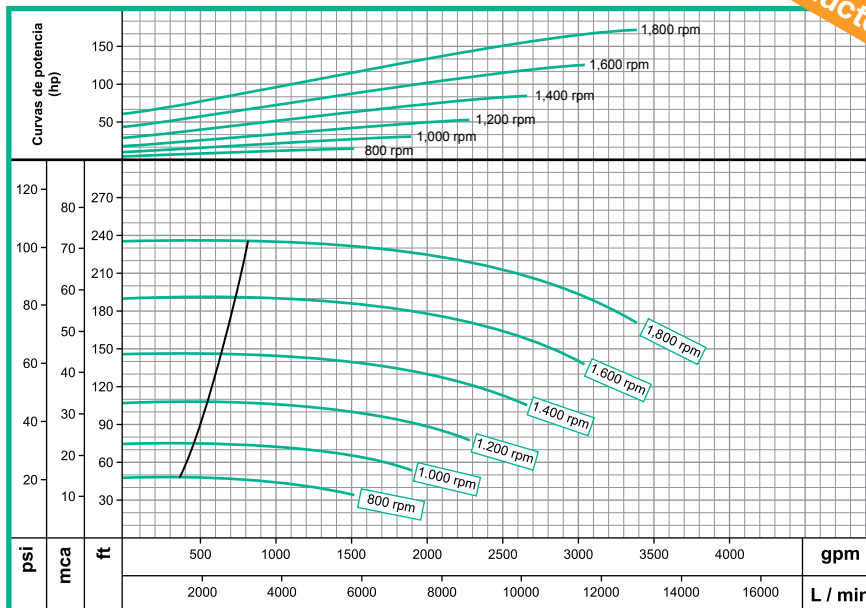
Producto Nuevo



No.	Modelo	Ref.	Ø Succión	Ø Descarga	Ø Impulsor	Potencia (hp)	Velocidad (rpm)	Voltaje (V)	H max (mca)*	Q max (gpm)**
1	GE 6G 1000-4	1B0168	8"	6"	12.750"	100.0	1,800	220/440	43	2,750
2	GE 6G 1250-4	1B0169	8"	6"	13.500"	125.0	1,800	220/440	51	3,105
3	GE 6G 1500-4	1B0170	8"	6"	14.000"	150.0	1,800	220/440	62	3,105
4	GE 6G 2000-4	1B0171	8"	6"	15.000"	200.0	1,800	220/440	71	3,375

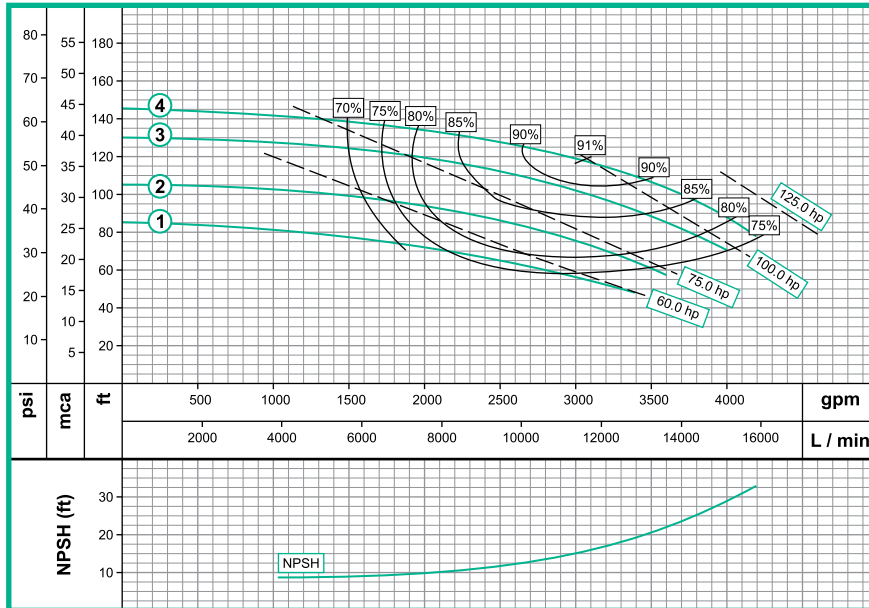
### 6G (Varias RPM)

Producto Nuevo



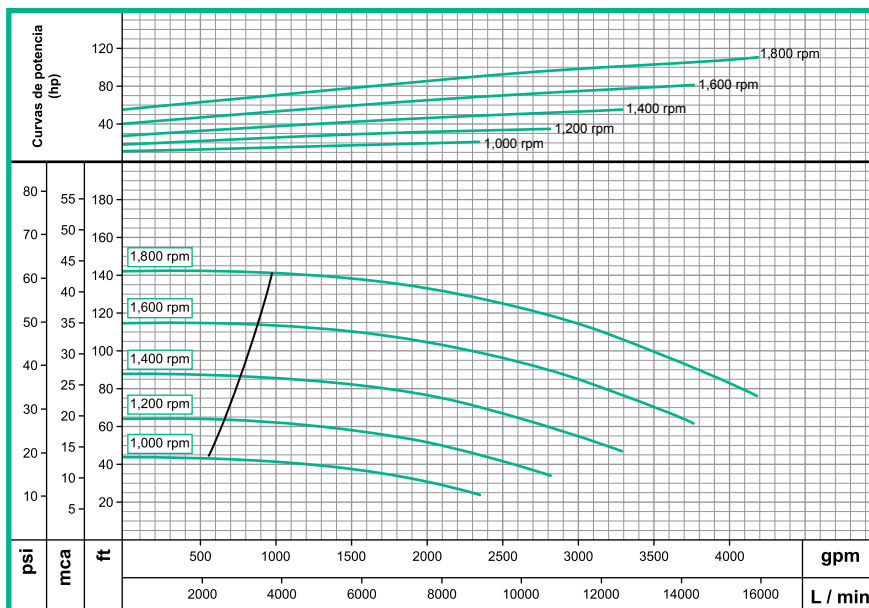
Modelo	Ref.	Ø Succión	Ø Descarga	Ø Impulsor	Tamaño del pedestal	Velocidad (rpm)	H max (mca)*	Q max (gpm)**
GU 6G	1B0154	8"	6"	15.000"	Por definir	1,800	71	3,390

### GE 8E-4



No.	Modelo	Ref.	Ø Succión	Ø Descarga	Ø Impulsor	Potencia (hp)	Velocidad (rpm)	Voltaje (V)	H max (mca)*	Q max (gpm)**
1	GE 8E 600-4	180094	10"	8"	9.500"	60.0	1,800	220/440	25	3,390
2	GE 8E 750-4	180095	10"	8"	10.500"	75.0	1,800	220/440	32	3,600
3	GE 8E 1000-4	180096	10"	8"	11.500"	100.0	1,800	220/440	39	4,000
4	GE 8E 1250-4	180097	10"	8"	12.125"	125.0	1,800	220/440	44	4,200

### 8E 3 (Varias RPM)



Modelo	Ref.	Ø Succión	Ø Descarga	Ø Impulsor	Tamaño del pedestal	Velocidad (rpm)	H max (mca)*	Q max (gpm)**
GU 8E 3	180131	10"	8"	12.125"	3	1,800	43	4,190